



DEPOSIT ACCOUNT STAR RATINGS

Report No. 9

March 2009

IN THIS REPORT WE EXPLORE ...

- ★ 459 deposit accounts
- ★ Behold the deposit guarantee
- ★ What goes up ...
- ★ Beware the promotional rate
- ★ Net closes on cash-up crims
- ★ ATM fees exposed
- ★ New products



BEHOLD THE DEPOSIT GUARANTEE

Arising from the ashes of last year's financial system crucifixion was the Rudd government's guarantee to back its citizens' savings to the tune of up to \$1 million each, providing those savings were deposited in banks, credit unions and building societies authorized by Australian Treasury as covered by the guarantee.

The deposit guarantee came into effect on 12 October, 2008 for a period of three years and was meant to ease the jitters of Australians looking for a safe harbour in which to dock their cash. Anxious to avoid a home-style version of queues rushing overseas financial institutions to withdraw cash before a crash, the Australian government's deposit guarantee was seen as the antidote to any threat of panicked behaviour here. Hard-earned savings, capped at \$1 million, have now been guaranteed, should the worst happen. All should be well in the land of the multiplying dollar but is it?

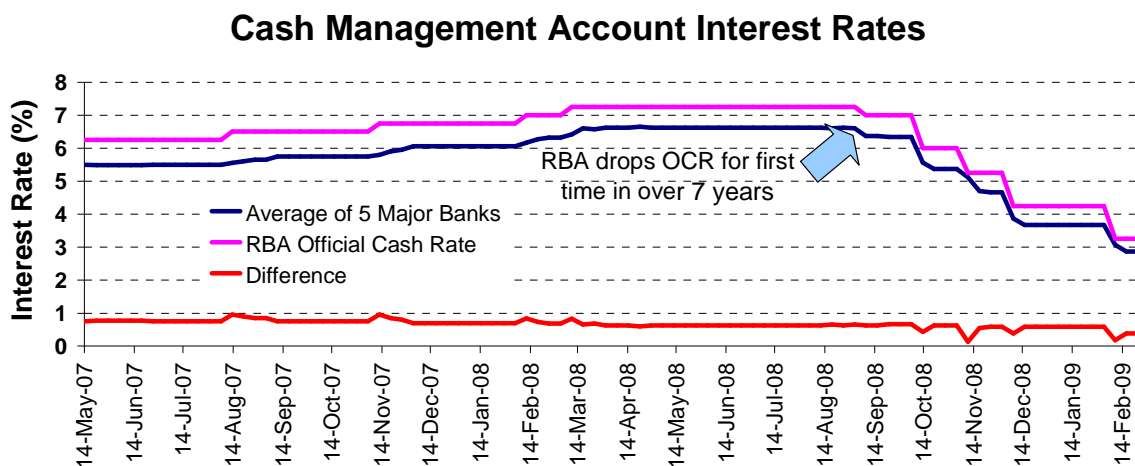
In reality, the deposit guarantee has somewhat devalued the industry credit ratings financial institutions have worked diligently to achieve. The big banks in particular place much credence on being able to attract global and national business through being recognized as possessing a good credit rating, according to independent industry experts such as Standard and Poor's (S&P) or Moody's.

Consumers are now free to chase the highest interest rate for their savings, secure in the knowledge that authorized institutions are government guaranteed up to a million dollars. The safety of a bank, building society or credit union is no longer an issue. For the purists this flies in the face of fundamental principles of finance which suggest levels of return are directly linked to levels of risk. Understandably, the big banks protested on this point, particularly when panic-driven clients threatened to withdraw their millions and divide it up into the required one million dollar lots deposited across a spread of financial institutions. This ploy had serious ramifications for the funding activities of the affected banks but the fracas eventually quietened with the implementation of a surcharge in return for the government extending its guarantee to amounts over \$1 million.

The S&P component of the star ratings has been reduced by CANSTAR CANNEX to reflect these changes. A small weighting remains for the savings profiles, reflecting the possibility of a delay or inconvenience in recovering funds in the event of a collapse.

WHAT GOES UP

2008 was a year of extremes for deposit account interest rates. A combination of back-to-back RBA rate increases, and banks competing for people's life savings to fill the void caused by damaged wholesale markets saw the interest rates offered to people looking for a safe haven for their cash reach a 13-year high. But, as the age-old saying goes, those rates that went up, soon came down. The graph below plots the average cash management account (CMA) rates of the five major banks against the RBA Official Cash Rate (OCR).



As soon as the RBA started cutting the OCR to give some relief to home borrowers and encourage spending in the hope of putting the brakes on a looming recession, deposit rates began to fall. All of a sudden the people who cheered as interest rates soared and home borrowers cringed, were finding themselves earning less than half the interest they were used to. To add insult to injury, there was also not a lot they could do about it. A look at the table below provides some solace in this seemingly hopeless time for savers and cash investors.

Online Savings Accounts - interest rate cuts			
	Sept 1st 2008	Current	Change
Average Rate - all accounts	6.81%	3.65%	-3.16%
Average Rate - 4 major banks	7.03%	3.94%	-3.09%
RBA Official Cash Rate	7.25%	3.25%	-4.00%

source:www.canstarcannex.com.au, 27 Feb 09

After a total OCR rate cut of 4% since September 2008, the average rate offered on online savings accounts has only dropped by 3.16%. That means on average online savers have escaped 0.84% of rate cuts. The average for the 4 major banks shows an even better situation, with only 3.09% of cuts. This, combined with an average 3.8% cut on standard variable mortgages suggests that the institutions are still placing importance on their deposit funds.

BEWARE THE PROMOTIONAL RATE

With deposit interest rates falling on a daily basis, savers need to think twice whether or not the deal of the century they were getting six months ago is still worth their while. Retail deposits continue to be the safe bet for institutions looking to fund their loan book so the competition is still running hot. In an attempt to attract people offering their life savings to the highest bidder, many institutions are offering promotional rates on their online savings account far beyond the RBA official cash rate. These promotional rates can be a good way to score some short term returns, but potential customers should be aware of how long the offer is available for, and be prepared to reassess their choices at the end of the offer if they are still on the hunt for high rates.

NET CLOSES ON CASHED-UP CRIMS

Money-laundering schemes and financing terrorism may sound like key themes in a Hollywood movie but things have now moved a little closer to home. Charged with playing a major role in combating money laundering, terrorism financing and other dastardly crimes is – wait for it – your bank! As of December 2008, reporting Australian entities are required to meet new legislative obligations under the Anti-Money Laundering and Counter-Terrorism Financing Act. Reporting entities include banks, non-bank financial services, remittance (money transfer) services, bullion dealers and gambling businesses.

The Australian Transaction Reports and Analysis Centre (AUSTRAC), a world-renowned and respected financial intelligence unit, is Australia's anti-money laundering and counter-terrorism financing regulator to whom banks etc will report regularly. How does this affect me, I can hear you ask. These requirements now mean there is more compliance foisted upon banks when opening deposit accounts. You can expect more questions to answer, particularly in relation to proof of identity. While it's not major, those intending to open new accounts in the near future should be aware of the tightening up of requirements and the reasons for this.

ATM FEES EXPOSED

The market for ATM transactions has changed dramatically. The Reserve Bank of Australia (RBA) has undertaken a reform of the ATM system, with the aim of increasing transparency and competition. The main issues in the past have been the confusion for consumers as to how much they are charged for ATMs, and the lack of potential for competition to drive prices down.

Under the new system, the interchange fees charged by the ATM owner to the financial institution of the person using the ATM have been replaced by a direct fee to the ATM user. This charge to the user now appears on the screen, and if the user does not agree with it they have the opportunity to terminate the transaction and take their card back with no fee having been incurred.



Previously the fees charged by card providers to customers for using a "foreign" (one not owned by your bank) ATM averaged between \$1.50 and \$2. Under the new system, initially these charges appear to be quite similar (see table below), but it is hoped that the competition theory will prevail and prices will be driven down. Whether or not this eventuates is yet to be seen. The



RBA has combated competition's worst enemy – barriers to entry – by removing the need for new players in the ATM market to strike interchange agreements with each of the card providers. In an ideal world, we would see an influx of new ATM providers fighting for prices and spreading ATM coverage even wider to bring prices down in the city and accessibility up in the country. We have already seen reports of one of Australia's largest owner of ATMs – Customers Limited, who provide ATMs on behalf of banks such as Bank of Queensland and St George – introducing Multibank-labeled machines, a sign that providers are seeing the incentive to introduce more ATMs.

ATM Direct Charges		
Institution	Balance Enquiry	Withdrawal Fee
ANZ	\$2	\$2
Bank Of Queensland	nil	\$2
Bankwest	\$1	\$2
Commonwealth Bank	\$2	\$2
Heritage	\$2	\$2
nab	\$0.50	\$1.50
RediATM	nil	\$1.75
St George	\$2	\$2
Suncorp	\$0.80	\$2
Westpac	\$2	\$2

source: www.canstarcannex.com.au, 3 March 2009, charges may vary depending on time and area.

Economic theory is all well and good, but what does this all really mean for consumers? Firstly, they will need to be more discerning in their ATM transactions, as the costs will vary. This will be possible for those who have the spare time and patience, as the costs will be displayed on screen before the user commits to the transaction.

EFTPOS THE ANSWER

In a bid to combat ATM fees, we can expect a significant increase in the volume of EFTPOS transactions. These transactions come at little or no charge, and many shops even provide

the option of getting cash out for no extra charge. Sure beats walking around town popping your card into countless ATMs in the hope of finding a cheap one!

DOUBLE DIPPING

As always, consumers should keep track of how much money they have available, as some ATMs charge both for a balance enquiry if requested first, and then a withdrawal if needed after. A survey of 10 ATM brands on the first morning of direct charging revealed that whilst the charges for a withdrawal were all quite similar, the charge for a balance enquiry varied greatly – anywhere from no charge, to \$2. With the potential for fees to vary according to time and location, the full effects of direct charging are yet to be seen. Who knows what you'll pay at 3 AM inside your local pub or club, or at the MCG during the grand final?

THE WINNER IS?

The biggest benefit we have seen to consumers so far is an effective widening of the ATM network of many smaller players through agreements with the major players. So far, it had been reported that Westpac has made arrangements for many institutions such as GE, HSBC, and Members Equity Bank to allow their customers to use the Westpac ATM network without further charge, a huge boost to the coverage of these institutions. The Commonwealth Bank/Bankwest and Westpac/St George mergers boost the fee-free networks of four institutions. Credit unions and building societies will continue to reap the benefits of the rediATM network, with plans of significant expansion in the works. Institutions have until April 3 to report their partnership agreements, so there is still time for many more. If foreign ATM fees remain the same (we can only hope they go down rather than up with the help of the great beast called competition), the benefit of a wider coverage of fee-free ATMs for many consumers may just make it all worthwhile.



NEW PRODUCTS

Commonwealth Bank has launched two new transaction accounts which have performed well as rising stars across the transaction profiles. The Complete Access and Smart Access accounts offer a full range of access facilities and both currently offer a 1 year monthly fee waiver promotion when \$2000 of salary is deposited per month.

ANZ has been busy introducing some interesting products. The ANZ SmartyPig is an online version of the traditional piggy bank. Savers can link the account to their MySpace or Facebook profile and invite friends and family to help them along with their savings goals.

ANZ's new Online Investment Account brings share market trading to the masses. It is an account that invests in Australia's 200 biggest companies, and is easy to access through ANZ Internet Banking. As with any market-based product, returns can be volatile and are not guaranteed, but this product may prove to be an easy stepping stone for those people interested in the possibilities of the share market.

With the aim of providing an impartial look at new and innovative products on the market, CANSTAR CANNEX has launched "What's New" on the website. Covering a range of product areas, What's New will keep consumers up to date on new and interesting products as they are launched.

A PRODUCT FOR EVERY NEED

Deposit products were rated for the CANSTAR CANNEX *deposit account star ratings* across four savings and three transaction profiles:



- **Online Saver**
As the name suggests, an online account is managed via the internet only, with no branch access. Funds are generally accessed by transferring to a linked account.
- **Bonus Saver**
These accounts reward regular savers and often penalize for withdrawing money. Great incentive for those who struggle to stick to a regular savings plan.
- **Cash Manager**
Good base accounts to house significant amounts of money at decent interest on higher balances. Can move money around through internet, phone or branch access.
- **Junior Saver**
Simple savings accounts for children. They feature low fees and branch access.



- **Electronic Transactor**

These accounts suit people who bank frequently through electronic methods such as ATM, phone and internet. Average of 25 transactions per month.

- **Low Transactor – Full Service**

Suitable for people who prefer a wider range of transaction types such as branch, ATM, cheque, phone and internet. Average of 10 transactions per month.

- **High Transactor – Full Service**

Suitable for people who prefer a wider range of transaction types such as branch, ATM, cheque, phone and internet. Average of 35 transactions per month.

Each profile outlines the combination of rates, fees, features, access and credit rating most suitable for that particular type of customer. For more information on the weightings, accounts balances, and customer transaction behaviour used for each profile, see the methodology section at the end of this report.

COPYRIGHT

© CANSTAR CANNEX Pty Ltd ABN 21 053 646 165, 2009. The recipient must not reproduce or transmit to third parties the whole or any part of this work, whether attributed to CANSTAR CANNEX or not, unless with prior written permission from CANSTAR CANNEX, which if provided, may be provided on conditions.

DISCLAIMER

To the extent that any CANSTAR CANNEX data, ratings or commentary constitutes general advice, this advice has been prepared by CANSTAR CANNEX Pty Ltd ABN 21 053 646 165 AFSL 312804 and does not take into account your individual investment objectives, financial circumstances or needs. Information provided does not constitute financial, taxation or other professional advice and should not be relied upon as such. CANSTAR CANNEX recommends that, before you make any financial decision, you seek professional advice from a suitably qualified adviser. A Product Disclosure Statement relating to the product should also be obtained and considered before making any decision about whether to acquire the product. CANSTAR CANNEX acknowledges that past performance is not a reliable indicator of future performance. Please refer to CANSTAR CANNEX's FSG for more information at www.canstarcannex.com.au.

deposit account star ratings



Online Saver

Company	Product	Account Keeping Fees, (\$)	Min opening balance	Phone banking	ATM Facility	Direct Credit	BPay	Institution Standard and Poor Rating	Interest rate, % \$25,000
★★★★★ "superior value"									
AMP Banking	eASYCash Management	5.00m	No min	✓	✓	✓	✓	A	5.85%
AMP Banking	eASYSAVER Account	Nil	No min	✓	✗	✓	✗	A	6.00%
ANZ	Online Saver	Nil	No min	✓	✗	✗	✗	AA	5.00%
BankWest	TeleNet Saver	Nil	No min	✓	✗	✓	✗	AA	5.25%
Dnister Ukrainian Credit	iSaver Account	Nil	No min	✓	✗	✓	✓	Not rated	4.75%
Elders ERBOnline	ERBOnline Savings	Nil	No min	✓	✗	✓	✓	BBB-	5.00%
FCCS Credit Union	Online Saver Account S70	N/A	No min	✓	✗	✓	✓	Not rated	5.30%
Members Equity Bank	Online Savings Account	Nil	No min	✓	✗	✓	✗	BBB	5.00%
Members Equity Bank	InterestME Savings Ac	Nil	No min	✓	✓	✓	✓	BBB	4.50%
nab	iSaver	Nil	No min	✓	✗	✓	✗	AA	5.25%
NSW Teachers CU	Online Savings Account	Nil	No min	✓	✗	✓	✗	Not rated	5.00%
one direct	High Interest Saver	Nil	No min	✓	✗	✓	✗	Not rated	6.00%
Qantas Staff CU	Qsaver	Nil	No min	✓	✗	✓	✓	Not rated	4.75%
RaboPlus	Savings Account	Nil	1.00	✗	✗	✓	✗	AAA	5.00%
St George Bank	directsaver Account	Nil	1.00	✓	✗	✓	✗	A+	5.75%
Suncorp	Everyday Options Sub-Ac	Nil	No min	✓	✗	✓	✓	A+	4.75%
Westpac	eSaver	Nil	No min	✓	✗	✗	✓	AA	5.50%

★★★★★ "excellent value"									
Australian Defence CU	Star Saver Direct Ac S20	Nil	No min	✓	✗	✓	✓	Not rated	4.80%
Bank of Cyprus Australia	Midas Account	Nil	10.00	✗	✗	✓	✓	Not rated	5.00%
Bank of Queensland	WebSavings Account	Nil	1.00	✓	✗	✓	✓	BBB+	4.55%
BankSA	Express Saver Account	N/A	No min	✓	✗	✓	✗	A+	4.75%
Capricornia CU	E \$aver Account S29	5.00m	1.00	✓	✗	✓	✓	Not rated	4.35%
Commonwealth Bank	NetBank Saver	Nil	No min	✓	✗	✓	✗	AA	4.00%
Community CPS Australi	monEsaver Internet Acc	N/A	No min	✓	✗	✓	✓	Not rated	4.45%
Credit Union Australia	eSaver	Nil	1.00	✓	✗	✓	✓	Not rated	4.60%
ECU Australia	e-Saver	Nil	10.00	✗	✗	✓	✓	Not rated	4.55%
Gateway Credit Union	eMax Saver	Nil	No min	✓	✗	✓	✓	Not rated	4.50%
Goldman Sachs JB Were	Deposit Notes At Call	Nil	1000.00	✓	✓	✓	✗	Not rated	4.75%
Heritage Building Soc	on-line s@ver	Nil	5000.00	✓	✗	✓	✗	BBB+	4.65%
Hunter United Credit Un	e-ZYNET Direct	Nil	No min	✓	✗	✓	✗	Not rated	4.25%
Illawarra CU NSW	iQSaver	Nil	No min	✓	✗	✓	✗	Not rated	4.50%
ING Direct	Savings Maximiser	Nil	No min	✓	✗	✓	✗	AA	4.75%
Maleny & District Commu	E-Saver Account	Nil	No min	✓	✗	✓	✗	Not rated	4.60%
Maritime Mining & Power	Powerup eSaver Account	Nil	No min	✓	✗	✓	✗	Not rated	4.50%
MyState Financial	Online Savings Account	Nil	No min	✓	✓	✓	✓	Not rated	4.75%

your guide to product excellence

deposit account star ratings



Online Saver

Company	Product	Account Keeping Fees, (\$)	Min opening balance	Phone banking	ATM Facility	Direct Credit	BPay	Institution Standard and Poor Rating	Interest rate, % \$25,000
★★★★ "excellent value"									
NSW Teachers CU	Cash Management AC S	Nil	No min	✓	✗	✓	✗	Not rated	4.95%
Police & Nurses Cred So	CashSaver Account	Nil	No min	✓	✗	✓	✗	Not rated	4.75%
Qld Police Credit Union	Netlink Direct Ac S20	Nil	No min	✓	✗	✗	✓	Not rated	4.60%
Qld Professional CU	Netsaver Account S50	Nil	No min	✓	✗	✓	✗	Not rated	5.00%
Railways Credit Union	Express Saver (S50)	Nil	No min	✓	✗	✗	✗	Not rated	5.00%
Select Credit Union	Direct Account 020	N/A	1.00	✓	✗	✓	✗	Not rated	4.50%
StGeorge Qld/Vic/Tas/W	Power Saver Account	Nil	1.00	✓	✓	✓	✓	A+	4.75%
Suncorp Direct	eOptions	Nil	No min	✓	✗	✓	✓	A+	4.75%
Unicom Credit Union	iQSaver	Nil	1.00	✓	✗	✓	✗	Not rated	4.50%
★★★ "strong value"									
Alliance One CreditUnion	eSmart Internet Account	Nil	No min	✓	✗	✓	✓	Not rated	4.25%
Arab Bank Australia	Cash Management Accou	5.00m	1000.00	✗	✓	✓	✓	A-	3.80%
Australian Central CU	e-savings Account	Nil	2000.00	✓	✗	✓	✗	Not rated	4.50%
Companion CU	Savings Direct Acc S16	Nil	No min	✓	✗	✓	✓	Not rated	4.15%
Defence Force CU	I-Saver Account	Nil	No min	✓	✗	✓	✓	Not rated	4.85%
Easy Street Fin Services	Easy Savings Account	Nil	No min	✗	✗	✓	✗	Not rated	4.50%
Encompass Credit Union	Emoney Account S30	N/A	No min	✓	✗	✓	✓	Not rated	4.25%
Family First CU	Family e-Saver S8	Nil	2000.00	✓	✗	✓	✗	Not rated	4.25%
Gosford City Cred Union	Investment Savings	Nil	5000.00	✓	✗	✓	✓	Not rated	4.25%
Horizon Credit Union	HorizonDirect S10	Nil	No min	✗	✗	✓	✗	Not rated	4.10%
Hume Building Society	iSave	Nil	No min	✓	✗	✓	✓	Not rated	4.10%
Laiki Bank	Smart Net	Nil	1.00	✗	✗	✓	✓	Not rated	4.25%
Macquarie Credit Union	Money Market Account S1	Nil	1.00	✓	✗	✓	✓	Not rated	4.00%
mecu	Community Access Accou	Nil	1.00	✓	✗	✓	✓	Not rated	4.00%
mecu	Cyber Saver	Nil	No min	✗	✗	✓	✗	Not rated	4.00%
nab	Margin Ln Cash Mment A/	Nil	No min	✓	✓	✓	✗	AA	3.59%
Nurses First	CashSaver Account	Nil	No min	✓	✗	✓	✗	Not rated	4.75%
Police Credit	Online Savings S7	Nil	No min	✓	✗	✓	✓	Not rated	4.25%
Police CU NSW	Online SuperSaver Acc S	Nil	No min	✓	✗	✓	✓	Not rated	4.25%
Qld Teachers CU	eSave	Nil	No min	✓	✗	✓	✓	Not rated	4.30%
Sutherland Credit Union	eSaver	3.00m	No min	✓	✗	✓	✗	Not rated	4.50%
Victoria Teachers CU	Online Saver	Nil	No min	✓	✗	✓	✓	Not rated	4.40%
★★ "average value"									
Adelaide Bank	Cash Management Plus	6.00m	5000.00	✓	✓	✓	✓	BBB+	3.15%
ANZ	V2 Plus	Nil	5000.00	✓	✓	✓	✓	AA	3.00%

your guide to product excellence

deposit account star ratings



Online Saver

Company	Product	Account Keeping Fees, (\$)	Min opening balance	Phone banking	ATM Facility	Direct Credit	BPay	Institution Standard and Poor Rating	Interest rate, % \$25,000
★★ "average value"									
B & E	iCash Management	Nil	1.00	✓	✗	✓	✓	Not rated	4.15%
Bananacoast Community	Community Saver Ac S6	Nil	No min	✓	✗	✓	✓	Not rated	4.70%
Bananacoast Community	55 Plus Account S49	6.00m	5000.00	✓	✓	✓	✓	Not rated	3.60%
Bananacoast Community	Incentive Savings AC S7	6.00m	5000.00	✓	✓	✓	✓	Not rated	3.50%
BankSA	Power Saver Account	Nil	No min	✓	✓	✓	✓	A+	3.00%
Bankstown City CU	MoneyMax OnLine Plus	5.00m	1.00	✓	✗	✓	✓	Not rated	3.50%
BankWest	Gold Cash Management	Nil	5000.00	✓	✓	✓	✓	AA	2.75%
Bendigo Bank	Money Extra CMA	Nil	2000.00	✓	✗	✓	✓	BBB+	3.10%
Central West CU.	E Access Account S8	Nil	1.00	✓	✗	✓	✓	Not rated	3.50%
Credit Union Australia	Cash Management Ac	Nil	1.00	✓	✓	✓	✓	Not rated	3.00%
ECU Australia	Smart Saver S10	Nil	10.00	✓	✗	✓	✓	Not rated	3.45%
Elders Rural Bank	Gold Cash Management	5.00m	5000.00	✓	✓	✓	✓	BBB-	3.50%
FCCS Credit Union	Access Saver Account S6	Nil	1.00	✓	✗	✓	✗	Not rated	3.75%
Greater Building Society	Cash Management Accou	Nil	1.00	✓	✗	✓	✓	BBB+	6.00%
Holiday Coast CU	i-Saver Account S21	Nil	No min	✓	✗	✓	✗	Not rated	4.25%
HSBC	On-line Savings Account	Nil	2000.00	✓	✓	✓	✓	AA	2.25%
Hunter United Credit Un	Cash Management Accou	5.00m	5000.00	✓	✓	✓	✓	Not rated	3.00%
La Trobe Country Credit	Internet Savings S12	Nil	No min	✓	✗	✓	✗	Not rated	3.75%
Lysaght Credit Union	Notice Of Withdrawal	Nil	No min	✓	✗	✓	✓	Not rated	3.50%
Maitland Mutual BS	Cash Management Accou	Nil	500.00	✓	✗	✓	✓	Not Rated	3.25%
Maritime Mining & Power	Cash Management Ac S5	Nil	No min	✓	✗	✓	✓	Not rated	2.95%
mecu	CMA - High Yield Account	Nil	5000.00	✓	✗	✓	✗	Not rated	3.35%
Orange Credit Union	Golden Account S20	Nil	5000.00	✓	✗	✓	✗	Not rated	3.00%
Police Credit	14 Day Notice S14	Nil	5000.00	✓	✗	✗	✗	Not rated	3.50%
Police CU NSW	Market Linked AC S15	Nil	5000.00	✓	✗	✓	✓	Not rated	3.80%
Police CU NSW	Christmas Club S3	Nil	No min	✓	✗	✓	✗	Not rated	3.50%
Police CU SA	iSavings	Nil	No min	✓	✗	✓	✓	Not rated	3.75%
SGE Credit Union	Inetsaver	Nil	No min	✓	✗	✗	✗	Not rated	4.50%
St George Bank	Power Saver Account	Nil	1.00	✓	✓	✓	✓	A+	4.75%
Sydney Credit Union	Motivator Savings	Nil	No min	✓	✗	✓	✓	Not rated	3.20%
TIO Banking	Everyday Online	Nil	500.00	✓	✗	✓	✓	Not rated	3.90%
Victoria Teachers CU	Cash Management AC S	Nil	5000.00	✓	✗	✓	✓	Not rated	4.00%
★ "satisfactory value"									
Alliance One CreditUnion	Community Spirit Account	Nil	No min	✓	✗	✗	✓	Not rated	3.25%
BankWest	Instant Saver	3.00m	No min	✓	✓	✓	✓	AA	2.00%

your guide to product excellence

deposit account star ratings



Online Saver

Company	Product	Account Keeping Fees, (\$)	Min opening balance	Phone banking	ATM Facility	Direct Credit	BPay	Institution Standard and Poor Rating	Interest rate, % \$25,000
★ "satisfactory value"									
Bendigo Bank	Classic Savings Account	Nil	500.00	✓	✗	✓	✓	BBB+	2.00%
Bendigo Bank	Networth Cash Managem	Nil	5000.00	✓	✓	✓	✓	BBB+	2.45%
Capricornia CU	Cash Management Accou	7.50m	1.00	✓	✓	✓	✓	Not rated	2.45%
Central West CU.	Cash Management Acc S	Nil	1.00	✓	✓	✓	✓	Not rated	3.00%
Circle Credit Co-op	Cash Fund Account S4	Nil	5000.00	✓	✗	✓	✗	Not rated	2.82%
Circle Credit Co-op	30 Days Notice Wdl S8	Nil	500.00	✓	✗	✓	✗	Not rated	3.20%
Commonwealth Bank	Cash Investment Account	5.00m	10000.00	✓	✓	✓	✓	AA	3.25%
Commonwealth Securitie	Direct Invest AC CDIA	Nil	5000.00	✓	✓	✓	✓	AA	2.10%
Community CPS Australi	Cash Management Accou	Nil	1000.00	✓	✓	✓	✓	Not rated	2.85%
Family First CU	Cash Management AC	Nil	1.00	✓	✓	✓	✓	Not rated	2.50%
Gateway Credit Union	Christmas Club Account	Nil	No min	✓	✗	✓	✓	Not rated	2.25%
Gateway Credit Union	Everyday Savings Accoun	Nil	No min	✓	✓	✓	✓	Not rated	2.20%
Heritage Building Soc	Money Manager Account	Nil	100.00	✓	✓	✓	✓	BBB+	2.75%
Heritage Isle CU	Investment At Call S8	Nil	1000.00	✓	✗	✓	✓	Not rated	2.95%
Horizon Credit Union	Teen Cash Management	Nil	No min	✓	✗	✓	✓	Not rated	3.00%
HSBC	Cash Management Accou	10.00m	10000.00	✓	✓	✓	✓	AA	1.50%
Hume Building Society	Cash Management S8	Nil	5000.00	✓	✓	✓	✓	Not rated	3.00%
Intech Credit Union	Think Money S60	Nil	No min	✓	✗	✓	✗	Not rated	2.50%
Maroondah Credit Union	Screen Saver CMA S25	Nil	5000.00	✓	✗	✓	✗	Not rated	4.00%
New England CU NSW	Internet Maximiser	Nil	10000.00	✓	✗	✓	✓	Not rated	4.50%
Newcastle Permanent	Money Management Acct	Nil	5000.00	✓	✗	✓	✓	BBB+	3.25%
Orange Credit Union	Christmas Club S4	Nil	No min	✓	✗	✓	✗	Not rated	2.20%
Police & Nurses Cred So	FairSaver Account	2.95m	No min	✓	✓	✓	✓	Not rated	2.50%
Police Credit	Christmas Club Acct S4	Nil	No min	✓	✗	✓	✓	Not rated	2.00%
Police CU NSW	Savings Plus S10	Nil	No min	✓	✗	✓	✓	Not rated	3.00%
Powerstate Credit Union	Cash Management S1	Nil	No min	✓	✓	✓	✓	Not rated	2.20%
Powerstate Credit Union	Christmas Club AC S15	Nil	No min	✓	✓	✓	✓	Not rated	1.70%
Qantas Staff CU	At Call Deposits	Nil	No min	✓	✓	✓	✓	Not rated	2.75%
Qld Police Credit Union	Cash Management Accou	Nil	5000.00	✓	✗	✓	✓	Not rated	3.00%
Qld Police Credit Union	Christmas Club Account	Nil	No min	✓	✗	✓	✓	Not rated	4.00%
Qld Teachers CU	Cash Management Accou	Nil	5000.00	✓	✓	✓	✓	Not rated	2.70%
Queenslanders CU	MoneyMaker Account S5	Nil	1.00	✓	✗	✓	✓	Not rated	2.75%
Satisfac Credit Union	Premium-at-Call S43	Nil	25000.00	✓	✗	✓	✓	Not rated	2.80%
Savings & Loans Cred U	Cash Manager Account	Nil	No min	✓	✓	✓	✓	Not rated	2.00%
SERVICE ONE Members	Money Management	Nil	2000.00	✓	✗	✓	✓	Not rated	3.00%
TIO Banking	Build Up Saver	Nil	No min	✓	✗	✓	✓	Not rated	3.75%

your guide to product excellence

deposit account star ratings



Online Saver

Company	Product	Account Keeping Fees, (\$)	Min opening balance	Phone banking	ATM Facility	Direct Credit	BPay	Institution Standard and Poor Rating	Interest rate, % \$25,000	
★ "satisfactory value"										
Transcomm Credit Co-O	30 Day Notice S30	Nil	5000.00	✗	✗	✓	✗	Not rated	3.00%	
Transcomm Credit Co-O	Cash Management AC	Nil	5000.00	✗	✗	✓	✗	Not rated	3.00%	
Wagga Mutual Credit Un	Community Sponsorship	Nil	1.00	✓	✗	✓	✗	Not rated	2.00%	
Wagga Mutual Credit Un	Cash Management S2	Nil	5000.00	✓	✗	✓	✓	Not rated	2.00%	
Warwick Credit Union	Cash Manager Online	Nil	No min	✓	✗	✓	✓	Not rated	2.35%	
Warwick Credit Union	Cash Manager Plus	Nil	No min	✓	✗	✓	✓	Not rated	1.85%	
✧ "rising star"										
Arab Bank Australia	ONLINE SAVINGS ACCO	Nil	No min	✗	✓	✓	✓	A-	5.85%	
B & E	Serious Saver	Nil	1.00	✓	✗	✓	✓	Not rated	4.00%	
CairnsPenny Savings&Lo	Internet Saver Account	Nil	No min	✗	✗	✓	✗	Not rated	5.50%	
Macquarie Bank	Macquarie Cash XL	Nil	No min	✗	✗	✗	✗	A	4.40%	

deposit account star ratings



Electronic Transactor

Company	Product	Account Keeping Fees, (\$)	Free Transaction	Rebate on fees	Own ATM withdrawal fee, (\$)	Eftpos fee, (\$)	Branch withdrawal fee, (\$)	International ATM	Interest rate, % \$1,000
---------	---------	----------------------------	------------------	----------------	------------------------------	------------------	-----------------------------	-------------------	--------------------------

★★★★★

"superior value"

AMP Banking	eASYCash Management	5.00m	✓	✗	Nil	Nil	N/A	✓	5.85%
ANZ	Progress Saver	Nil	✓	✗	0.50	0.50	2.50	✓	3.41%
Bank of Queensland	Reverse Charges Account	4.00m	✓	✗	Nil	Nil	Nil	✓	0.01%
BankWest	Hero Transaction Account	Nil	✓	✗	Nil	Nil	Nil	✓	3.25%
Commonwealth Bank	AwardSaver Account	Nil	✓	✗	0.50	0.50	2.00	✓	5.25%
Commonwealth Bank	Streamline Unlimited	6.00m	✗	✗	Nil	Nil	Nil	✓	0.01%
Commonwealth Bank	Streamline e-Access	4.00m	✗	✗	Nil	Nil	2.00	✓	0.01%
Commonwealth Bank	Cash Investment Account	5.00m	✓	✗	0.50	0.50	2.00	✓	0.01%
nab	Gold Banking	12.00m	✗	✗	Nil	Nil	Nil	✓	0.01%
nab	Classic Banking	5.00m	✗	✗	Nil	Nil	Nil	✓	0.01%
nab	eBanking	4.00m	✗	✗	Nil	Nil	3.00	✓	0.01%
Qantas Staff CU	At Call Deposits	Nil	✓	✗	2.00	Nil	2.00	✓	0.25%
Suncorp	Everyday Options	5.00m	✗	✗	Nil	Nil	Nil	✓	0.01%
Unicom Credit Union	Access Account	Nil	✓	✗	1.50	Nil	1.50	✓	0.05%

★★★★★

"excellent value"

AMP Banking	eASYtransact	Nil	✓	✗	Nil	Nil	N/A	✓	0.00%
ANZ	Access Advantage	5.00m	✗	✗	Nil	Nil	Nil	✓	0.00%
ANZ	Premium Cash Magmnt A	Nil	✓	✗	0.50	0.50	2.50	✓	0.00%
ANZ	V2 Plus	Nil	✓	✗	0.50	0.50	2.50	✓	0.00%
B & E	Pension Saver S8	Nil	✓	✗	Nil	0.60	2.50	✓	0.10%
Bananacoast Community	Incentive Savings AC S7	6.00m	✓	✓	0.50	Nil	Nil	✓	0.00%
Bananacoast Community	55 Plus Account S49	6.00m	✓	✓	0.50	Nil	Nil	✓	0.00%
Bananacoast Community	Personal Savings Account	6.00m	✓	✓	0.50	Nil	Nil	✓	0.05%
Bank of Queensland	Cash Management Accou	5.00m	✓	✗	0.65	0.65	2.00	✓	0.01%
Bank of Queensland	Ultimate Account	5.00m	✓	✗	0.65	0.65	2.00	✓	0.01%
BankSA	Incentive Saver Account	Nil	✓	✗	1.00	1.00	3.00	✓	2.01%
BankSA	Freedom Account	7.00m	✓	✗	0.60	0.60	2.50	✓	0.01%
BankWest	Lite Trans - Direct Opt	2.99m	✗	✗	Nil	Nil	3.00	✓	0.01%
BankWest	Instant Saver	3.00m	✓	✗	Nil	0.65	5.00	✗	2.00%
BankWest	Zero Transaction Account	Nil	✓	✗	Nil	Nil	Nil	✓	0.00%
BankWest	Lite Transaction Account	5.00m	✗	✗	Nil	Nil	Nil	✓	0.01%
Bendigo Bank	Networth Cash Managem	Nil	✗	✓	0.70	0.70	1.75	✓	0.05%
Bendigo Bank	Ultimate Account	Nil	✗	✓	0.70	0.70	1.75	✓	0.05%
Capricornia CU	Cash Management Accou	7.50m	✓	✓	0.50	0.50	2.00	✓	1.50%
Community CPS Australi	Access Savings AccountS	Nil	✗	✓	1.00	0.60	2.50	✓	0.10%
ECU Australia	Everyday Access S1	5.00a	✓	✗	1.00	0.60	2.00	✓	0.00%

your guide to product excellence

deposit account star ratings



Electronic Transactor

Company	Product	Account Keeping Fees, (\$)	Free Transaction	Rebate on fees	Own ATM withdrawal fee, (\$)	Eftpos fee, (\$)	Branch withdrawal fee, (\$)	International ATM	Interest rate, % \$1,000
★★★★ "excellent value"									
Greater Building Society	Access Account	Nil	✗	✓	0.50	0.40	1.00	✓	0.20%
Heritage Building Soc	Money Manager Account	Nil	✓	✓	0.55	0.50	1.25	✓	0.25%
Heritage Building Soc	Professional Investor	Nil	✓	✓	0.55	0.50	1.25	✓	0.00%
HSBC	On-line Savings Account	Nil	✓	✗	Nil	Nil	5.00	✓	0.05%
Hunter United Credit Un	On Call	5.00m	✗	✓	Nil	Nil	Nil	✓	0.00%
Hunter United Credit Un	Cash Management Accou	5.00m	✗	✓	Nil	Nil	Nil	✓	0.00%
Hunter United Credit Un	Cheque	5.00m	✗	✓	Nil	Nil	Nil	✓	0.00%
Illawarra CU NSW	Access Account	3.00m	✗	✓	0.75	1.00	0.75	✓	0.05%
IMB Limited	Reward Saver	Nil	✗	✓	0.70	0.85	2.25	✓	3.00%
Intech Credit Union	Access Saving Account S	Nil	✗	✓	Nil	0.60	1.50	✓	0.10%
mecu	Access Account S1	Nil	✗	✓	1.00	0.60	2.50	✓	0.05%
nab	Investment Cash Manager	10.00m	✓	✗	0.60	0.60	3.00	✓	0.00%
nab	Community Fee Saver Ac	Nil	✗	✗	Nil	Nil	Nil	✓	0.00%
NSW Teachers CU	Everyday Account S1	Nil	✓	✗	2.00	2.00	2.00	✓	0.10%
Police & Nurses Cred So	Easypay Access Account	5.00m	✓	✓	Nil	0.30	5.00	✓	0.05%
Police & Nurses Cred So	FairSaver Account	2.95m	✗	✗	Nil	Nil	1.95	✓	2.50%
Police Credit	Multipack - At Call S1	Nil	✓	✗	1.80	0.40	Nil	✓	0.10%
Police CU NSW	Easy Access S1	Nil	✓	✗	Nil	0.55	2.00	✓	0.10%
Police CU SA	Cash Management Accou	Nil	✓	✓	0.80	0.75	0.75	✓	0.00%
Powerstate Credit Union	Cash Management S1	Nil	✗	✓	1.00	1.00	1.00	✓	1.00%
Powerstate Credit Union	Christmas Club AC S15	Nil	✗	✓	1.00	1.00	Nil	✓	1.55%
RTA Staff CU	Multi-Access Account S4	Nil	✓	✗	1.50	1.50	1.50	✓	0.05%
Select Credit Union	Transaction Account 001	2.00m	✓	✓	Nil	0.75	Nil	✓	0.25%
SERVICE ONE Members	Day to Day Account	4.00m	✓	✗	1.00	1.00	1.00	✓	0.10%
St George Bank	Complete Freedom	7.00m	✓	✗	Nil	Nil	Nil	✓	0.00%
St George Bank	Incentive Saver Account	Nil	✓	✗	1.00	1.00	3.00	✓	2.01%
Suncorp	Cash Management Accou	5.00m	✗	✗	Nil	Nil	Nil	✓	0.01%
Victoria Teachers CU	Everyday Savings S1	Nil	✓	✗	Nil	0.30	1.00	✓	0.05%
Westpac	Classic Plus	10.00m	✓	✗	0.60	0.60	2.50	✓	0.00%
Westpac	Cash Manager	5.00m	✗	✗	0.50	0.50	2.50	✓	0.00%
Westpac	Choice eAccount	3.00m	✗	✗	Nil	Nil	3.00	✓	0.00%
Westpac	Choice	5.00m	✓	✗	Nil	Nil	Nil	✓	0.00%

★★★ "strong value"									
ANZ	Access Basic Account	Nil	✗	✗	Nil	Nil	Nil	✓	0.00%
ANZ	Access Select	2.00m	✓	✗	0.50	0.50	2.50	✓	0.00%
Arab Bank Australia	Statement Savings Acc	6m	✓	✗	1.50	0.60	Nil	✗	0.00%

your guide to product excellence

March 2009. All rates current at Feb 1st, 2009

Electronic Transactor - Page 2 of 5

deposit account star ratings



Electronic Transactor

Company	Product	Account Keeping Fees, (\$)	Free Transaction	Rebate on fees	Own ATM withdrawal fee, (\$)	Eftpos fee, (\$)	Branch withdrawal fee, (\$)	International ATM	Interest rate, % \$1,000	
★★★ "strong value"										
B & E	Extra Saver S12	Nil	✓	✗	Nil	0.60	2.50	✓	0.10%	
B & E	Easi Saver S20	Nil	✓	✗	Nil	0.60	2.50	✓	0.10%	
BankSA	Express Freedom	5.00m	✗	✗	Nil	Nil	5.00	✓	0.00%	
Capricornia CU	Personal Banking Account	5.00m	✗	✓	0.50	0.50	2.00	✓	0.00%	
Circle Credit Co-op	Super S Account S6	Nil	✓	✗	1.80	0.50	Nil	✓	0.10%	
Citibank	Cash Management Accou	5.00m	✓	✗	2.00	Nil	2.00	✓	0.10%	
Coastline Credit Union	Access Account S30	4.00m	✗	✗	Nil	Nil	Nil	✓	0.10%	
Commonwealth Securitie	Direct Invest AC CDIA	Nil	✓	✗	Nil	0.30	Nil	✓	0.00%	
Community CPS Australi	Cash Management Accou	Nil	✗	✓	1.00	0.60	2.50	✓	0.10%	
Defence Force CU	National Access Account	Nil	✓	✗	1.50	0.50	Nil	✓	0.10%	
Elders Rural Bank	Everyday Community Acct	Nil	✓	✗	1.00	1.00	N/A	✓	0.15%	
Elders Rural Bank	Everyday Acct-All Access	7.00m	✗	✗	Nil	Nil	N/A	✓	0.05%	
Elders Rural Bank	Everyday Ac-Electronic	5.00m	✗	✗	Nil	Nil	N/A	✓	0.05%	
Encompass Credit Union	Access Plus S1	Nil	✗	✓	2.00	0.75	0.75	✓	0.01%	
Family First CU	Cash Management AC	Nil	✗	✓	0.75	0.75	2.00	✓	0.00%	
Family First CU	Ordinary Savings AC S1	Nil	✗	✓	0.75	0.75	2.00	✓	0.15%	
Heritage Building Soc	Simply Access Special S1	Nil	✓	✗	Nil	1.00	Nil	✓	0.10%	
Heritage Building Soc	Simply Access S1	Nil	✓	✗	Nil	0.50	Nil	✓	0.10%	
Holiday Coast CU	Save More Savings A/c S	Nil	✓	✗	1.00	1.00	1.00	✓	0.00%	
Holiday Coast CU	Percentage Plus AC S17	Nil	✓	✗	1.50	0.80	2.50	✓	0.00%	
Horizon Credit Union	Special Purpose S2/4/5	Nil	✓	✓	1.50	1.00	1.50	✓	0.10%	
Horizon Credit Union	RediSavings S1	Nil	✓	✓	1.50	1.00	1.50	✓	0.10%	
Hume Building Society	Cash Management S8	Nil	✓	✗	Nil	0.25	1.00	✗	0.00%	
Hume Building Society	Youth Extra S5	Nil	✗	✗	Nil	Nil	Nil	✗	0.25%	
Hume Building Society	All Purpose S10	Nil	✓	✗	Nil	0.25	1.00	✗	0.25%	
IMB Limited	Every Day Account S4	Nil	✗	✓	0.70	0.85	2.25	✓	0.10%	
IMB Limited	Cash Management Ac S	Nil	✗	✓	0.70	0.85	2.25	✓	0.00%	
Macarthur Credit Union	EveryDay Savings	Nil	✓	✗	1.25	1.25	Nil	✓	0.10%	
Macquarie Credit Union	Cheque/Card Account S	Nil	✓	✗	2.00	0.75	2.00	✓	0.10%	
Maritime Mining & Power	Access Savings AccountS	Nil	✓	✗	1.95	1.95	Nil	✓	0.05%	
Maroondah Credit Union	Access Account S1	Nil	✓	✗	1.50	0.50	1.50	✓	0.10%	
Members Equity Bank	InterestME Savings Ac	Nil	✓	✗	1.00	1.00	N/A	✗	0.25%	
MyState Financial	Access 2 Account	Nil	✓	✗	0.75	0.75	2.50	✓	0.10%	
MyState Financial	Access Account	Nil	✓	✗	0.75	0.75	2.50	✓	0.05%	
nab	Concession Card Account	Nil	✗	✗	Nil	Nil	Nil	✓	0.00%	
nab	Clear Banking	6.00m	✗	✗	Nil	Nil	Nil	✓	0.00%	
Newcastle Permanent	Statement Savings Acc	Nil	✓	✗	0.50	0.40	1.50	✓	0.01%	

deposit account star ratings



Electronic Transactor

Company	Product	Account Keeping Fees, (\$)	Free Transaction	Rebate on fees	Own ATM withdrawal fee, (\$)	Eftpos fee, (\$)	Branch withdrawal fee, (\$)	International ATM	Interest rate, % \$1,000
---------	---------	----------------------------	------------------	----------------	------------------------------	------------------	-----------------------------	-------------------	--------------------------

★★★ "strong value"

Orana Credit Union	Redi Access	Nil	✓	✗	1.50	0.80	3.00	✗	0.00%
Police & Nurses Cred So	Cash Management Ac S	5.00m	✓	✓	Nil	1.25	3.00	✓	0.25%
Police CU SA	Redi Access Account S1	Nil	✓	✓	0.80	0.75	0.75	✓	0.00%
Powerstate Credit Union	Choice Account S1-S7	Nil	✗	✓	1.00	1.00	1.00	✓	0.05%
Qld Teachers CU	Cash Management Accou	Nil	✗	✓	1.25	0.60	2.00	✓	0.01%
Qld Teachers CU	Current Account	Nil	✗	✓	1.25	0.60	2.00	✓	0.01%
Qld Teachers CU	Special Savings AC	Nil	✗	✓	1.25	0.60	2.00	✓	0.01%
Railways Credit Union	Everyday Saver S22	Nil	✗	✗	1.30	0.75	1.30	✓	1.00%
Satisfac Credit Union	Everyday Transaction	Nil	✓	✗	1.00	0.50	Nil	✓	0.00%
Savings & Loans Cred U	Cheque Savings Account	Nil	✗	✓	1.00	1.00	3.00	✗	0.05%
Savings & Loans Cred U	Cash Manager Account	Nil	✗	✓	1.00	1.00	3.00	✓	0.00%
Savings & Loans Cred U	Visa Savings Account	Nil	✗	✓	1.00	1.00	3.00	✓	0.05%
SERVICE ONE Members	Saving Investment AC	4.00m	✓	✗	1.00	1.00	1.00	✓	0.10%
St George Bank	Investment Cash Account	6.00m	✓	✗	0.60	0.60	2.50	✓	0.00%
St George Bank	Express Freedom	5.00m	✓	✗	Nil	Nil	5.00	✓	0.00%
St George Bank	Simply Freedom	6.00m	✓	✗	Nil	Nil	Nil	✓	0.00%
United Community	Double Interest Saver Ac	Nil	✓	✗	Nil	0.75	1.75	✗	2.79%
United Community	Cash Management AC	Nil	✗	✓	Nil	0.75	1.75	✓	0.00%
University Credit Soc	Visa Access S5	2.00m	✓	✗	1.00	0.60	Nil	✓	0.05%
Wagga Mutual Credit Un	On-call Savings S1	1.00m	✗	✓	1.00	1.00	1.50	✓	0.10%

★★ "average value"

ABS Building Society	Home Equity Invest S2	Nil	✓	✗	1.50	0.60	2.00	✗	0.10%
Alliance One CreditUnion	Everyday Account	Nil	✓	✗	1.00	1.75	1.75	✓	0.00%
ANZ	Everyday Visa Debit	6.00m	✗	✗	Nil	Nil	Nil	✓	0.00%
B & E	Basic Saver S1	Nil	✓	✗	Nil	0.60	2.50	✗	0.10%
BankSA	Concession Account	Nil	✓	✗	0.60	0.60	2.50	✓	0.00%
BankSA	Simply Freedom	6.00m	✗	✗	Nil	Nil	Nil	✓	0.00%
BankSA	Investment Cash Account	6.00m	✓	✗	0.60	0.60	2.50	✓	0.00%
BankSA	Complete Freedom	7.00m	✗	✗	Nil	Nil	Nil	✓	0.00%
Bankstown City CU	Money Manager	5.00m	✗	✗	2.00	0.50	2.00	✓	0.00%
Citibank	Citibank Plus Trans Acc	5.00m	✗	✗	Nil	Nil	N/A	✓	0.00%
Community First CU	Access Account S7	Nil	✗	✓	1.25	0.75	2.50	✓	0.00%
Elders Rural Bank	Gold Cash Management	5.00m	✓	✗	1.50	Nil	N/A	✓	0.00%
HSBC	Savings Cheque Account	7.50m	✓	✗	2.00	2.00	3.00	✓	0.05%
Karpaty Credit Union	Cheque/Redicard Acc S	Nil	✗	✓	Nil	0.60	3.00	✗	0.00%
Orange Credit Union	All Purpose Savings S1	Nil	✓	✗	0.50	0.50	1.00	✗	0.10%

deposit account star ratings



Electronic Transactor

Company	Product	Account Keeping Fees, (\$)	Free Transaction	Rebate on fees	Own ATM withdrawal fee, (\$)	Eftpos fee, (\$)	Branch withdrawal fee, (\$)	International ATM	Interest rate, % \$1,000
★★ "average value"									
Qld Police Credit Union	On Call Savings Account	Nil	✓	✗	2.00	2.00	2.00	✓	0.15%
Railways Credit Union	Everyday Saver S1	Nil	✗	✗	1.30	0.75	1.30	✓	1.00%
Savings & Loans Cred U	At Call Account	Nil	✗	✓	1.00	1.00	3.00	✗	0.05%
St George Bank	Concession Account	Nil	✓	✗	0.60	0.60	2.50	✓	0.00%
United Community	Access Plus S13	Nil	✗	✓	Nil	0.75	1.75	✗	0.10%
★ "satisfactory value"									
Adelaide Bank	Cash Management Plus	6.00m	✗	✓	1.50	1.00	2.50	✗	0.00%
Companion CU	Everyday Access Acc S1	7.00m	✗	✓	1.00	1.00	2.00	✓	0.00%
Karpaty Credit Union	Passbook Savings S1	Nil	✗	✓	1.80	0.75	3.00	✗	0.00%
Maitland Mutual BS	Express Savings Account	Nil	✓	✓	1.00	0.60	1.00	✓	0.00%
Memberfirst Credit Union	Easy Access Account S1	Nil	✗	✓	2.00	0.50	2.00	✓	0.10%
New England CU NSW	Access Account S1	10.00a	✓	✗	1.00	0.60	2.00	✓	0.25%
Nurses First	Essential Saver Account	Nil	✗	✗	0.50	0.50	N/A	✓	0.10%
Qld Professional CU	At Call Savings AC S1	Nil	✗	✗	1.50	0.60	1.00	✓	0.00%
SGE Credit Union	Access Account (S1)	Nil	✓	✗	2.00	1.00	3.00	✓	0.00%
StGeorge Qld/Vic/Tas/W	Investment Cash Account	6.00m	✓	✗	0.60	0.60	2.50	✓	0.00%
Sydney Credit Union	Access Savings	Nil	✓	✗	1.75	1.25	1.75	✓	0.10%
Westpac	Reward Saver	Nil	✗	✗	2.50	2.50	2.50	✓	4.40%
◇ "rising star"									
Commonwealth Bank	Complete Access	6.00m	✗	✗	Nil	Nil	Nil	✓	0.01%
Commonwealth Bank	Smart Access	4.00m	✗	✗	Nil	Nil	2.00	✓	0.01%
Holiday Coast CU	First Start Account	Nil	✓	✗	0.80	0.80	0.80	✓	0.25%
Statewide Credit Union	Everday Access Account	Nil	✓	✓	0.70	0.75	0.75	✓	0.05%

deposit account star ratings



Bonus Saver

Company	Product	Account Keeping Fees, (\$)	Free Transaction	Rebate on fees	Own ATM withdrawal fee, (\$)	Eftpos fee, (\$)	Branch withdrawal fee, (\$)	International ATM	Interest rate, % \$1,000
★★★★★ "superior value"									
Commonwealth Bank	AwardSaver Account	Nil	✓	✗	0.50	0.50	2.00	✓	5.25%
Greater Building Society	Bonus Saver Account	Nil	✓	✗	N/A	N/A	N/A	✗	4.50%
Illawarra CU NSW	CU+saver	Nil	✗	✓	N/A	N/A	0.75	✗	5.05%
Newcastle Permanent	Rapid Saver	Nil	✓	✗	N/A	N/A	1.50	✗	4.50%
Unicom Credit Union	CU+saver	Nil	✓	✗	N/A	N/A	1.50	✗	5.05%
★★★★ "excellent value"									
Coastline Credit Union	Bonus Reward Saver S2	5.00m	✓	✗	N/A	N/A	2.00	✗	4.50%
IMB Limited	Reward Saver	Nil	✗	✓	0.70	0.85	2.25	✓	3.00%
Powerstate Credit Union	i-Plus S8	Nil	✗	✗	N/A	N/A	10.00	✗	1.05%
Satisfac Credit Union	Maxinet Savings S11	Nil	✗	✗	N/A	N/A	N/A	✗	4.50%
Westpac	Reward Saver	Nil	✗	✗	2.50	2.50	2.50	✓	4.40%
★★★ "strong value"									
ANZ	Progress Saver	Nil	✓	✗	0.50	0.50	2.50	✓	3.41%
Dnister Ukrainian Credit nab	Bonus Saver	Nil	✓	✓	N/A	N/A	1.00	✗	4.00%
nab	Smart Reward Saver	3.00m	✓	✗	N/A	N/A	Nil	✗	3.61%
United Community	Double Interest Saver Ac	Nil	✓	✗	Nil	0.75	1.75	✗	2.79%
Victoria Teachers CU	Bonus Saver Account S98	Nil	✗	✗	N/A	N/A	Nil	✗	3.80%
★★ "average value"									
Bank of Queensland	Bonus Interest Savings	Nil	✓	✗	0.65	0.65	2.00	✓	2.10%
BankSA	Incentive Saver Account	Nil	✓	✗	1.00	1.00	3.00	✓	2.01%
Community CPS Australi	Bonus Saver Account	Nil	✗	✓	N/A	N/A	2.50	✗	2.65%
Hume Building Society	Reward Saver	Nil	✓	✗	N/A	N/A	1.00	✗	3.25%
mecu	Incentive Saver Account	Nil	✗	✓	N/A	N/A	2.50	✗	2.50%
Satisfac Credit Union	Bonus Savings Account S	Nil	✗	✗	N/A	N/A	Nil	✗	3.00%
St George Bank	Incentive Saver Account	Nil	✓	✗	1.00	1.00	3.00	✓	2.01%
★ "satisfactory value"									
Australian Central CU	Dream Saver Account	Nil	✓	✗	N/A	N/A	2.50	✗	3.05%
Community First CU	Bonus Saver	Nil	✗	✓	N/A	N/A	2.50	✗	3.10%
Credit Union Australia	Bonus Saver	Nil	✓	✗	N/A	N/A	2.00	✗	1.85%
Defence Force CU	Max-E Saver Ac	Nil	✗	✗	N/A	N/A	Nil	✗	3.50%
Heritage Building Soc	Target Bonus Account	Nil	✓	✓	N/A	N/A	1.25	✗	2.50%
Maleny & District Commu	Serious Saver Accounts	Nil	✓	✗	N/A	N/A	Nil	✗	2.50%
NSW Teachers CU	Reward Saver S6	Nil	✗	✗	N/A	N/A	N/A	✗	3.10%
Police CU SA	Focus Saver Account S5	Nil	✓	✓	N/A	N/A	0.75	✗	3.05%
Powerstate Credit Union	GrowthPlus S9	Nil	✓	✗	10.00	10.00	10.00	✓	2.05%

your guide to product excellence

deposit account star ratings



Bonus Saver

Company	Product	Account Keeping Fees, (\$)	Free Transaction	Rebate on fees	Own ATM withdrawal fee, (\$)	Eftpos fee, (\$)	Branch withdrawal fee, (\$)	International ATM	Interest rate, % \$1,000
★ "satisfactory value"									
Savings & Loans Cred U	Premium Saver	Nil	✘	✔	N/A	N/A	3.00	✘	2.00%

deposit account star ratings



High Transactor - Full Service

Company	Product	Account Keeping Fees, (\$)	Free Transaction	Rebate on fees	Own ATM withdrawal fee, (\$)	Eftpos fee, (\$)	Branch withdrawal fee, (\$)	International ATM	Interest rate, % \$1,000
★★★★★ "superior value"									
ANZ	Access Advantage	5.00m	✗	✗	Nil	Nil	Nil	✓	0.00%
Bank of Queensland	Reverse Charges Account	4.00m	✓	✗	Nil	Nil	Nil	✓	0.01%
BankWest	Zero Transaction Account	Nil	✓	✗	Nil	Nil	Nil	✓	0.00%
BankWest	Hero Transaction Account	Nil	✓	✗	Nil	Nil	Nil	✓	3.25%
BankWest	Lite Transaction Account	5.00m	✗	✗	Nil	Nil	Nil	✓	0.01%
Bendigo Bank	Networth Cash Managem	Nil	✗	✓	0.70	0.70	1.75	✓	0.05%
Commonwealth Bank	Streamline e-Access	4.00m	✗	✗	Nil	Nil	2.00	✓	0.01%
Commonwealth Bank	Cash Investment Account	5.00m	✓	✗	0.50	0.50	2.00	✓	0.01%
Commonwealth Bank	Streamline Unlimited	6.00m	✗	✗	Nil	Nil	Nil	✓	0.01%
Hunter United Credit Un	Cheque	5.00m	✗	✓	Nil	Nil	Nil	✓	0.00%
nab	Classic Banking	5.00m	✗	✗	Nil	Nil	Nil	✓	0.01%
nab	Gold Banking	12.00m	✗	✗	Nil	Nil	Nil	✓	0.01%
nab	Community Fee Saver Ac	Nil	✗	✗	Nil	Nil	Nil	✓	0.00%
Qantas Staff CU	At Call Deposits	Nil	✓	✗	2.00	Nil	2.00	✓	0.25%
Select Credit Union	Transaction Account 001	2.00m	✓	✓	Nil	0.75	Nil	✓	0.25%
Suncorp	Cash Management Accou	5.00m	✗	✗	Nil	Nil	Nil	✓	0.01%
Suncorp	Everyday Options	5.00m	✗	✗	Nil	Nil	Nil	✓	0.01%
Unicom Credit Union	Access Account	Nil	✓	✗	1.50	Nil	1.50	✓	0.05%
Westpac	Choice	5.00m	✓	✗	Nil	Nil	Nil	✓	0.00%
★★★★★ "excellent value"									
ANZ	Premium Cash Magmnt A	Nil	✓	✗	0.50	0.50	2.50	✓	0.00%
Bananacoast Community	Personal Savings Account	6.00m	✓	✓	0.50	Nil	Nil	✓	0.05%
Bananacoast Community	55 Plus Account S49	6.00m	✓	✓	0.50	Nil	Nil	✓	0.00%
Bananacoast Community	Incentive Savings AC S7	6.00m	✓	✓	0.50	Nil	Nil	✓	0.00%
Bank of Queensland	Cash Management Accou	5.00m	✓	✗	0.65	0.65	2.00	✓	0.01%
Bank of Queensland	Ultimate Account	5.00m	✓	✗	0.65	0.65	2.00	✓	0.01%
BankSA	Freedom Account	7.00m	✓	✗	0.60	0.60	2.50	✓	0.01%
Bendigo Bank	Ultimate Account	Nil	✗	✓	0.70	0.70	1.75	✓	0.05%
Capricornia CU	Cash Management Accou	7.50m	✓	✓	0.50	0.50	2.00	✓	1.50%
Circle Credit Co-op	Super S Account S6	Nil	✓	✗	1.80	0.50	Nil	✓	0.10%
Community CPS Australi	Access Savings AccountS	Nil	✗	✓	1.00	0.60	2.50	✓	0.10%
Greater Building Society	Access Account	Nil	✗	✓	0.50	0.40	1.00	✓	0.20%
Heritage Building Soc	Money Manager Account	Nil	✓	✓	0.55	0.50	1.25	✓	0.25%
Holiday Coast CU	Save More Savings A/c S	Nil	✓	✗	1.00	1.00	1.00	✓	0.00%
Horizon Credit Union	RediSavings S1	Nil	✓	✓	1.50	1.00	1.50	✓	0.10%
Horizon Credit Union	Special Purpose S2/4/5	Nil	✓	✓	1.50	1.00	1.50	✓	0.10%
Hunter United Credit Un	On Call	5.00m	✗	✓	Nil	Nil	Nil	✓	0.00%
Hunter United Credit Un	Cash Management Accou	5.00m	✗	✓	Nil	Nil	Nil	✓	0.00%
Illawarra CU NSW	Access Account	3.00m	✗	✓	0.75	1.00	0.75	✓	0.05%
IMB Limited	Reward Saver	Nil	✗	✓	0.70	0.85	2.25	✓	3.00%

your guide to product excellence

deposit account star ratings



High Transactor - Full Service

Company	Product	Account Keeping Fees, (\$)	Free Transaction	Rebate on fees	Own ATM withdrawal fee, (\$)	Eftpos fee, (\$)	Branch withdrawal fee, (\$)	International ATM	Interest rate, % \$1,000
★★★★ "excellent value"									
Intech Credit Union	Access Saving Account S	Nil	✗	✓	Nil	0.60	1.50	✓	0.10%
Macarthur Credit Union	EveryDay Savings	Nil	✓	✗	1.25	1.25	Nil	✓	0.10%
Maroondah Credit Union	Access Account S1	Nil	✓	✗	1.50	0.50	1.50	✓	0.10%
mecu	Access Account S1	Nil	✗	✓	1.00	0.60	2.50	✓	0.05%
nab	Investment Cash Manager	10.00m	✓	✗	0.60	0.60	3.00	✓	0.00%
nab	eBanking	4.00m	✗	✗	Nil	Nil	3.00	✓	0.01%
Newcastle Permanent	Statement Savings Acc	Nil	✓	✗	0.50	0.40	1.50	✓	0.01%
NSW Teachers CU	Everyday Account S1	Nil	✓	✗	2.00	2.00	2.00	✓	0.10%
Police & Nurses Cred So	FairSaver Account	2.95m	✗	✗	Nil	Nil	1.95	✓	2.50%
Police & Nurses Cred So	Easypay Access Account	5.00m	✓	✓	Nil	0.30	5.00	✓	0.05%
Police Credit	Multipack - At Call S1	Nil	✓	✗	1.80	0.40	Nil	✓	0.10%
Police CU SA	Cash Management Accou	Nil	✓	✓	0.80	0.75	0.75	✓	0.00%
Powerstate Credit Union	Choice Account S1-S7	Nil	✗	✓	1.00	1.00	1.00	✓	0.05%
Powerstate Credit Union	Cash Management S1	Nil	✗	✓	1.00	1.00	1.00	✓	1.00%
RTA Staff CU	Multi-Access Account S4	Nil	✓	✗	1.50	1.50	1.50	✓	0.05%
SERVICE ONE Members	Day to Day Account	4.00m	✓	✗	1.00	1.00	1.00	✓	0.10%
St George Bank	Complete Freedom	7.00m	✓	✗	Nil	Nil	Nil	✓	0.00%
St George Bank	Simply Freedom	6.00m	✓	✗	Nil	Nil	Nil	✓	0.00%
University Credit Soc	Visa Access S5	2.00m	✓	✗	1.00	0.60	Nil	✓	0.05%
Victoria Teachers CU	Everyday Savings S1	Nil	✓	✗	Nil	0.30	1.00	✓	0.05%
Westpac	Classic Plus	10.00m	✓	✗	0.60	0.60	2.50	✓	0.00%
Westpac	Cash Manager	5.00m	✗	✗	0.50	0.50	2.50	✓	0.00%
★★★ "strong value"									
Alliance One CreditUnion	Everyday Account	Nil	✓	✗	1.00	1.75	1.75	✓	0.00%
ANZ	Access Select	2.00m	✓	✗	0.50	0.50	2.50	✓	0.00%
B & E	Extra Saver S12	Nil	✓	✗	Nil	0.60	2.50	✓	0.10%
B & E	Pension Saver S8	Nil	✓	✗	Nil	0.60	2.50	✓	0.10%
BankSA	Simply Freedom	6.00m	✗	✗	Nil	Nil	Nil	✓	0.00%
BankSA	Complete Freedom	7.00m	✗	✗	Nil	Nil	Nil	✓	0.00%
BankWest	Lite Trans - Direct Opt	2.99m	✗	✗	Nil	Nil	3.00	✓	0.01%
Citibank	Cash Management Accou	5.00m	✓	✗	2.00	Nil	2.00	✓	0.10%
Coastline Credit Union	Access Account S30	4.00m	✗	✗	Nil	Nil	Nil	✓	0.10%
Defence Force CU	National Access Account	Nil	✓	✗	1.50	0.50	Nil	✓	0.10%
Heritage Building Soc	Simply Access S1	Nil	✓	✗	Nil	0.50	Nil	✓	0.10%
Heritage Building Soc	Simply Access Special S1	Nil	✓	✗	Nil	1.00	Nil	✓	0.10%
Heritage Building Soc	Professional Investor	Nil	✓	✓	0.55	0.50	1.25	✓	0.00%
HSBC	On-line Savings Account	Nil	✓	✗	Nil	Nil	5.00	✓	0.05%
Hume Building Society	Cash Management S8	Nil	✓	✗	Nil	0.25	1.00	✗	0.00%
Hume Building Society	All Purpose S10	Nil	✓	✗	Nil	0.25	1.00	✗	0.25%
Macquarie Credit Union	Cheque/Card Account S	Nil	✓	✗	2.00	0.75	2.00	✓	0.10%

your guide to product excellence

deposit account star ratings



High Transactor - Full Service

Company	Product	Account Keeping Fees, (\$)	Free Transaction	Rebate on fees	Own ATM withdrawal fee, (\$)	Eftpos fee, (\$)	Branch withdrawal fee, (\$)	International ATM	Interest rate, % \$1,000
★★★ "strong value"									
MyState Financial	Access 2 Account	Nil	✓	✗	0.75	0.75	2.50	✓	0.10%
Orana Credit Union	Redi Access	Nil	✓	✗	1.50	0.80	3.00	✗	0.00%
Police CU NSW	Easy Access S1	Nil	✓	✗	Nil	0.55	2.00	✓	0.10%
Police CU SA	Redi Access Account S1	Nil	✓	✓	0.80	0.75	0.75	✓	0.00%
Railways Credit Union	Everyday Saver S22	Nil	✗	✗	1.30	0.75	1.30	✓	1.00%
Savings & Loans Cred U	Cash Manager Account	Nil	✗	✓	1.00	1.00	3.00	✓	0.00%
Savings & Loans Cred U	Visa Savings Account	Nil	✗	✓	1.00	1.00	3.00	✓	0.05%
St George Bank	Investment Cash Account	6.00m	✓	✗	0.60	0.60	2.50	✓	0.00%
Wagga Mutual Credit Un	On-call Savings S1	1.00m	✗	✓	1.00	1.00	1.50	✓	0.10%
Westpac	Choice eAccount	3.00m	✗	✗	Nil	Nil	3.00	✓	0.00%
★★ "average value"									
B & E	Easi Saver S20	Nil	✓	✗	Nil	0.60	2.50	✓	0.10%
BankSA	Investment Cash Account	6.00m	✓	✗	0.60	0.60	2.50	✓	0.00%
Capricornia CU	Personal Banking Account	5.00m	✗	✓	0.50	0.50	2.00	✓	0.00%
Community CPS Australi	Cash Management Accou	Nil	✗	✓	1.00	0.60	2.50	✓	0.10%
ECU Australia	Everyday Access S1	5.00a	✓	✗	1.00	0.60	2.00	✓	0.00%
Encompass Credit Union	Access Plus S1	Nil	✗	✓	2.00	0.75	0.75	✓	0.01%
IMB Limited	Every Day Account S4	Nil	✗	✓	0.70	0.85	2.25	✓	0.10%
IMB Limited	Cash Management Ac S	Nil	✗	✓	0.70	0.85	2.25	✓	0.00%
MyState Financial	Access Account	Nil	✓	✗	0.75	0.75	2.50	✓	0.05%
New England CU NSW	Access Account S1	10.00a	✓	✗	1.00	0.60	2.00	✓	0.25%
Orange Credit Union	All Purpose Savings S1	Nil	✓	✗	0.50	0.50	1.00	✗	0.10%
Qld Teachers CU	Current Account	Nil	✗	✓	1.25	0.60	2.00	✓	0.01%
Qld Teachers CU	Special Savings AC	Nil	✗	✓	1.25	0.60	2.00	✓	0.01%
Qld Teachers CU	Cash Management Accou	Nil	✗	✓	1.25	0.60	2.00	✓	0.01%
Railways Credit Union	Everyday Saver S1	Nil	✗	✗	1.30	0.75	1.30	✓	1.00%
Satisfac Credit Union	Everyday Transaction	Nil	✓	✗	1.00	0.50	Nil	✓	0.00%
Savings & Loans Cred U	Cheque Savings Account	Nil	✗	✓	1.00	1.00	3.00	✗	0.05%
United Community	Cash Management AC	Nil	✗	✓	Nil	0.75	1.75	✓	0.00%
★ "satisfactory value"									
ABS Building Society	Home Equity Invest S2	Nil	✓	✗	1.50	0.60	2.00	✗	0.10%
Bankstown City CU	Money Manager	5.00m	✗	✗	2.00	0.50	2.00	✓	0.00%
Family First CU	Cash Management AC	Nil	✗	✓	0.75	0.75	2.00	✓	0.00%
First Choice CreditUnion	Cash Management Accou	Nil	✓	✗	1.50	1.50	Nil	✗	0.00%
Holiday Coast CU	Percentage Plus AC S17	Nil	✓	✗	1.50	0.80	2.50	✓	0.00%
HSBC	Savings Cheque Account	7.50m	✓	✗	2.00	2.00	3.00	✓	0.05%
Police & Nurses Cred So	Cash Management Ac S	5.00m	✓	✓	Nil	1.25	3.00	✓	0.25%
Qld Police Credit Union	On Call Savings Account	Nil	✓	✗	2.00	2.00	2.00	✓	0.15%
St George Bank	Express Freedom	5.00m	✓	✗	Nil	Nil	5.00	✓	0.00%

deposit account star ratings



High Transactor - Full Service

Company	Product	Account Keeping Fees, (\$)	Free Transaction	Rebate on fees	Own ATM withdrawal fee, (\$)	Eftpos fee, (\$)	Branch withdrawal fee, (\$)	International ATM	Interest rate, % \$1,000	
★ "satisfactory value"										
United Community	Access Plus S13	Nil	✗	✓	Nil	0.75	1.75	✗	0.10%	
✧ "rising star"										
Commonwealth Bank	Smart Access	4.00m	✗	✗	Nil	Nil	2.00	✓	0.01%	
Commonwealth Bank	Complete Access	6.00m	✗	✗	Nil	Nil	Nil	✓	0.01%	
Holiday Coast CU	First Start Account	Nil	✓	✗	0.80	0.80	0.80	✓	0.25%	
Statewide Credit Union	Everyday Access Account	Nil	✓	✓	0.70	0.75	0.75	✓	0.05%	

deposit account star ratings



Low Transactor - Full Service

Company	Product	Account Keeping Fees, (\$)	Free Transaction	Rebate on fees	Own ATM withdrawal fee, (\$)	Eftpos fee, (\$)	Branch withdrawal fee, (\$)	International ATM	Interest rate, % \$1,000
---------	---------	----------------------------	------------------	----------------	------------------------------	------------------	-----------------------------	-------------------	--------------------------

★★★★★

"superior value"

Bank of Queensland	Ultimate Account	5.00m	✓	✗	0.65	0.65	2.00	✓	0.01%
Bank of Queensland	Reverse Charges Account	4.00m	✓	✗	Nil	Nil	Nil	✓	0.01%
BankWest	Hero Transaction Account	Nil	✓	✗	Nil	Nil	Nil	✓	3.25%
BankWest	Zero Transaction Account	Nil	✓	✗	Nil	Nil	Nil	✓	0.00%
Bendigo Bank	Ultimate Account	Nil	✗	✓	0.70	0.70	1.75	✓	0.05%
Bendigo Bank	Networth Cash Managem	Nil	✗	✓	0.70	0.70	1.75	✓	0.05%
Commonwealth Bank	Streamline Unlimited	6.00m	✗	✗	Nil	Nil	Nil	✓	0.01%
Heritage Building Soc	Money Manager Account	Nil	✓	✓	0.55	0.50	1.25	✓	0.25%
nab	Classic Banking	5.00m	✗	✗	Nil	Nil	Nil	✓	0.01%
NSW Teachers CU	Everyday Account S1	Nil	✓	✗	2.00	2.00	2.00	✓	0.10%
Police CU SA	Cash Management Accou	Nil	✓	✓	0.80	0.75	0.75	✓	0.00%
Powerstate Credit Union	Cash Management S1	Nil	✗	✓	1.00	1.00	1.00	✓	1.00%
Qantas Staff CU	At Call Deposits	Nil	✓	✗	2.00	Nil	2.00	✓	0.25%
Select Credit Union	Transaction Account 001	2.00m	✓	✓	Nil	0.75	Nil	✓	0.25%
Unicom Credit Union	Access Account	Nil	✓	✗	1.50	Nil	1.50	✓	0.05%

★★★★★

"excellent value"

ANZ	Premium Cash Magmnt A	Nil	✓	✗	0.50	0.50	2.50	✓	0.00%
ANZ	Access Advantage	5.00m	✗	✗	Nil	Nil	Nil	✓	0.00%
B & E	Pension Saver S8	Nil	✓	✗	Nil	0.60	2.50	✓	0.10%
BankSA	Freedom Account	7.00m	✓	✗	0.60	0.60	2.50	✓	0.01%
BankWest	Lite Transaction Account	5.00m	✗	✗	Nil	Nil	Nil	✓	0.01%
Capricornia CU	Cash Management Accou	7.50m	✓	✓	0.50	0.50	2.00	✓	1.50%
Circle Credit Co-op	Super S Account S6	Nil	✓	✗	1.80	0.50	Nil	✓	0.10%
Commonwealth Bank	Cash Investment Account	5.00m	✓	✗	0.50	0.50	2.00	✓	0.01%
Commonwealth Bank	Streamline e-Access	4.00m	✗	✗	Nil	Nil	2.00	✓	0.01%
Community CPS Australi	Access Savings AccountS	Nil	✗	✓	1.00	0.60	2.50	✓	0.10%
Greater Building Society	Access Account	Nil	✗	✓	0.50	0.40	1.00	✓	0.20%
Heritage Building Soc	Simply Access Special S1	Nil	✓	✗	Nil	1.00	Nil	✓	0.10%
Heritage Building Soc	Professional Investor	Nil	✓	✓	0.55	0.50	1.25	✓	0.00%
Holiday Coast CU	Save More Savings A/c S	Nil	✓	✗	1.00	1.00	1.00	✓	0.00%
Horizon Credit Union	Special Purpose S2/4/5	Nil	✓	✓	1.50	1.00	1.50	✓	0.10%
Horizon Credit Union	RediSavings S1	Nil	✓	✓	1.50	1.00	1.50	✓	0.10%
Hunter United Credit Un	Cheque	5.00m	✗	✓	Nil	Nil	Nil	✓	0.00%
Hunter United Credit Un	On Call	5.00m	✗	✓	Nil	Nil	Nil	✓	0.00%
Hunter United Credit Un	Cash Management Accou	5.00m	✗	✓	Nil	Nil	Nil	✓	0.00%
Illawarra CU NSW	Access Account	3.00m	✗	✓	0.75	1.00	0.75	✓	0.05%

your guide to product excellence

deposit account star ratings



Low Transactor - Full Service

Company	Product	Account Keeping Fees, (\$)	Free Transaction	Rebate on fees	Own ATM withdrawal fee, (\$)	Eftpos fee, (\$)	Branch withdrawal fee, (\$)	International ATM	Interest rate, % \$1,000
---------	---------	----------------------------	------------------	----------------	------------------------------	------------------	-----------------------------	-------------------	--------------------------

★★★★

"excellent value"

IMB Limited	Reward Saver	Nil	✗	✓	0.70	0.85	2.25	✓	3.00%
Intech Credit Union	Access Saving Account S	Nil	✗	✓	Nil	0.60	1.50	✓	0.10%
Macarthur Credit Union	EveryDay Savings	Nil	✓	✗	1.25	1.25	Nil	✓	0.10%
Macquarie Credit Union	Cheque/Card Account S	Nil	✓	✗	2.00	0.75	2.00	✓	0.10%
Maroondah Credit Union	Access Account S1	Nil	✓	✗	1.50	0.50	1.50	✓	0.10%
mecu	Access Account S1	Nil	✗	✓	1.00	0.60	2.50	✓	0.05%
nab	Community Fee Saver Ac	Nil	✗	✗	Nil	Nil	Nil	✓	0.00%
Newcastle Permanent	Statement Savings Acc	Nil	✓	✗	0.50	0.40	1.50	✓	0.01%
Orana Credit Union	Redi Access	Nil	✓	✗	1.50	0.80	3.00	✗	0.00%
Police & Nurses Cred So	Easypay Access Account	5.00m	✓	✓	Nil	0.30	5.00	✓	0.05%
Police Credit	Multipack - At Call S1	Nil	✓	✗	1.80	0.40	Nil	✓	0.10%
Police CU SA	Redi Access Account S1	Nil	✓	✓	0.80	0.75	0.75	✓	0.00%
Powerstate Credit Union	Choice Account S1-S7	Nil	✗	✓	1.00	1.00	1.00	✓	0.05%
RTA Staff CU	Multi-Access Account S4	Nil	✓	✗	1.50	1.50	1.50	✓	0.05%
SERVICE ONE Members	Day to Day Account	4.00m	✓	✗	1.00	1.00	1.00	✓	0.10%
Suncorp	Everyday Options	5.00m	✗	✗	Nil	Nil	Nil	✓	0.01%
Suncorp	Cash Management Accou	5.00m	✗	✗	Nil	Nil	Nil	✓	0.01%
University Credit Soc	Visa Access S5	2.00m	✓	✗	1.00	0.60	Nil	✓	0.05%
Victoria Teachers CU	Everyday Savings S1	Nil	✓	✗	Nil	0.30	1.00	✓	0.05%
Westpac	Choice	5.00m	✓	✗	Nil	Nil	Nil	✓	0.00%

★★★

"strong value"

Alliance One CreditUnion	Everyday Account	Nil	✓	✗	1.00	1.75	1.75	✓	0.00%
ANZ	Access Select	2.00m	✓	✗	0.50	0.50	2.50	✓	0.00%
B & E	Easi Saver S20	Nil	✓	✗	Nil	0.60	2.50	✓	0.10%
B & E	Extra Saver S12	Nil	✓	✗	Nil	0.60	2.50	✓	0.10%
Bananacoast Community	55 Plus Account S49	6.00m	✓	✓	0.50	Nil	Nil	✓	0.00%
Bananacoast Community	Personal Savings Account	6.00m	✓	✓	0.50	Nil	Nil	✓	0.05%
Bananacoast Community	Incentive Savings AC S7	6.00m	✓	✓	0.50	Nil	Nil	✓	0.00%
Bank of Queensland	Cash Management Accou	5.00m	✓	✗	0.65	0.65	2.00	✓	0.01%
BankWest	Lite Trans - Direct Opt	2.99m	✗	✗	Nil	Nil	3.00	✓	0.01%
Citibank	Cash Management Accou	5.00m	✓	✗	2.00	Nil	2.00	✓	0.10%
Coastline Credit Union	Access Account S30	4.00m	✗	✗	Nil	Nil	Nil	✓	0.10%
Defence Force CU	National Access Account	Nil	✓	✗	1.50	0.50	Nil	✓	0.10%
ECU Australia	Everyday Access S1	5.00a	✓	✗	1.00	0.60	2.00	✓	0.00%
Heritage Building Soc	Simply Access S1	Nil	✓	✗	Nil	0.50	Nil	✓	0.10%
Holiday Coast CU	Percentage Plus AC S17	Nil	✓	✗	1.50	0.80	2.50	✓	0.00%

your guide to product excellence

deposit account star ratings



Low Transactor - Full Service

Company	Product	Account Keeping Fees, (\$)	Free Transaction	Rebate on fees	Own ATM withdrawal fee, (\$)	Eftpos fee, (\$)	Branch withdrawal fee, (\$)	International ATM	Interest rate, % \$1,000
★★★ "strong value"									
HSBC	On-line Savings Account	Nil	✓	✗	Nil	Nil	5.00	✓	0.05%
HSBC	Savings Cheque Account	7.50m	✓	✗	2.00	2.00	3.00	✓	0.05%
Hume Building Society	All Purpose S10	Nil	✓	✗	Nil	0.25	1.00	✗	0.25%
Hume Building Society	Cash Management S8	Nil	✓	✗	Nil	0.25	1.00	✗	0.00%
MyState Financial	Access 2 Account	Nil	✓	✗	0.75	0.75	2.50	✓	0.10%
MyState Financial	Access Account	Nil	✓	✗	0.75	0.75	2.50	✓	0.05%
nab	Gold Banking	12.00m	✗	✗	Nil	Nil	Nil	✓	0.01%
nab	eBanking	4.00m	✗	✗	Nil	Nil	3.00	✓	0.01%
nab	Investment Cash Manager	10.00m	✓	✗	0.60	0.60	3.00	✓	0.00%
Orange Credit Union	All Purpose Savings S1	Nil	✓	✗	0.50	0.50	1.00	✗	0.10%
Police & Nurses Cred So	FairSaver Account	2.95m	✗	✗	Nil	Nil	1.95	✓	2.50%
Police & Nurses Cred So	Cash Management Ac S	5.00m	✓	✓	Nil	1.25	3.00	✓	0.25%
Police CU NSW	Easy Access S1	Nil	✓	✗	Nil	0.55	2.00	✓	0.10%
Qld Police Credit Union	On Call Savings Account	Nil	✓	✗	2.00	2.00	2.00	✓	0.15%
Qld Teachers CU	Cash Management Accou	Nil	✗	✓	1.25	0.60	2.00	✓	0.01%
Qld Teachers CU	Current Account	Nil	✗	✓	1.25	0.60	2.00	✓	0.01%
Railways Credit Union	Everyday Saver S22	Nil	✗	✗	1.30	0.75	1.30	✓	1.00%
Satisfac Credit Union	Everyday Transaction	Nil	✓	✗	1.00	0.50	Nil	✓	0.00%
Savings & Loans Cred U	Visa Savings Account	Nil	✗	✓	1.00	1.00	3.00	✓	0.05%
Savings & Loans Cred U	Cash Manager Account	Nil	✗	✓	1.00	1.00	3.00	✓	0.00%
Savings & Loans Cred U	Cheque Savings Account	Nil	✗	✓	1.00	1.00	3.00	✗	0.05%
St George Bank	Complete Freedom	7.00m	✓	✗	Nil	Nil	Nil	✓	0.00%
St George Bank	Simply Freedom	6.00m	✓	✗	Nil	Nil	Nil	✓	0.00%
United Community	Cash Management AC	Nil	✗	✓	Nil	0.75	1.75	✓	0.00%
Westpac	Classic Plus	10.00m	✓	✗	0.60	0.60	2.50	✓	0.00%
Westpac	Cash Manager	5.00m	✗	✗	0.50	0.50	2.50	✓	0.00%

★★ "average value"									
Capricornia CU	Personal Banking Account	5.00m	✗	✓	0.50	0.50	2.00	✓	0.00%
Community CPS Australi	Cash Management Accou	Nil	✗	✓	1.00	0.60	2.50	✓	0.10%
Encompass Credit Union	Access Plus S1	Nil	✗	✓	2.00	0.75	0.75	✓	0.01%
IMB Limited	Every Day Account S4	Nil	✗	✓	0.70	0.85	2.25	✓	0.10%
IMB Limited	Cash Management Ac S	Nil	✗	✓	0.70	0.85	2.25	✓	0.00%
Qld Teachers CU	Special Savings AC	Nil	✗	✓	1.25	0.60	2.00	✓	0.01%
Railways Credit Union	Everyday Saver S1	Nil	✗	✗	1.30	0.75	1.30	✓	1.00%
SGE Credit Union	Access Account (S1)	Nil	✓	✗	2.00	1.00	3.00	✓	0.00%
St George Bank	Investment Cash Account	6.00m	✓	✗	0.60	0.60	2.50	✓	0.00%

deposit account star ratings



Low Transactor - Full Service

Company	Product	Account Keeping Fees, (\$)	Free Transaction	Rebate on fees	Own ATM withdrawal fee, (\$)	Eftpos fee, (\$)	Branch withdrawal fee, (\$)	International ATM	Interest rate, % \$1,000	
★★ "average value"										
Wagga Mutual Credit Un	On-call Savings	S1	1.00m	✗	✓	1.00	1.00	1.50	✓	0.10%
Westpac	Choice eAccount		3.00m	✗	✗	Nil	Nil	3.00	✓	0.00%
★ "satisfactory value"										
ABS Building Society	Home Equity Invest	S2	Nil	✓	✗	1.50	0.60	2.00	✗	0.10%
BankSA	Investment Cash Account		6.00m	✓	✗	0.60	0.60	2.50	✓	0.00%
BankSA	Simply Freedom		6.00m	✗	✗	Nil	Nil	Nil	✓	0.00%
BankSA	Complete Freedom		7.00m	✗	✗	Nil	Nil	Nil	✓	0.00%
First Choice CreditUnion	Cash Management Accou		Nil	✓	✗	1.50	1.50	Nil	✗	0.00%
Karpaty Credit Union	Passbook Savings	S1	Nil	✗	✓	1.80	0.75	3.00	✗	0.00%
Karpaty Credit Union	Cheque/Redicard Acc	S	Nil	✗	✓	Nil	0.60	3.00	✗	0.00%
United Community	Access Plus	S13	Nil	✗	✓	Nil	0.75	1.75	✗	0.10%
◇ "rising star"										
Commonwealth Bank	Complete Access		6.00m	✗	✗	Nil	Nil	Nil	✓	0.01%
Commonwealth Bank	Smart Access		4.00m	✗	✗	Nil	Nil	2.00	✓	0.01%
Holiday Coast CU	First Start Account		Nil	✓	✗	0.80	0.80	0.80	✓	0.25%
Statewide Credit Union	Everday Access Account		Nil	✓	✓	0.70	0.75	0.75	✓	0.05%

deposit account star ratings



Cash Manager

Company	Product	Account Keeping Fees, (\$)	Min opening balance	Phone banking	Internet Facility	Direct Credit	BPay	Institution Standard and Poor Rating	Interest rate, % \$25,000
★★★★★ "superior value"									
ANZ	Premium Cash Magmnt A	Nil	10000.00	✓	✓	✓	✓	AA	3.00%
Bank of Queensland	Cash Management Accou	5.00m	5000.00	✓	✓	✓	✓	BBB+	3.10%
Capricornia CU	E \$aver Account S29	5.00m	1.00	✓	✓	✓	✓	Not rated	4.35%
Commonwealth Bank	Cash Investment Account	5.00m	10000.00	✓	✓	✓	✓	AA	3.25%
Companion CU	Savings Direct Acc S16	Nil	No min	✓	✓	✓	✓	Not rated	4.15%
Gateway Credit Union	eMax Saver	Nil	No min	✓	✓	✓	✓	Not rated	4.50%
mecu	Community Access Accou	Nil	1.00	✓	✓	✓	✓	Not rated	4.00%
United Community	Double Interest Saver Ac	Nil	No min	✓	✓	✓	✓	Not rated	4.65%
Victoria Teachers CU	Online Saver	Nil	No min	✓	✓	✓	✓	Not rated	4.40%
Westpac	Cash Manager	5.00m	No min	✓	✓	✓	✓	AA	3.05%
★★★★★ "excellent value"									
Alliance One CreditUnion	eSmart Internet Account	Nil	No min	✓	✓	✓	✓	Not rated	4.25%
ANZ	V2 Plus	Nil	5000.00	✓	✓	✓	✓	AA	3.00%
Bananacoast Community	Incentive Savings AC S7	6.00m	5000.00	✓	✓	✓	✓	Not rated	3.50%
Bananacoast Community	55 Plus Account S49	6.00m	5000.00	✓	✓	✓	✓	Not rated	3.60%
Community CPS Australi	Cash Management Accou	Nil	1000.00	✓	✓	✓	✓	Not rated	2.85%
Credit Union Australia	Cash Management Ac	Nil	1.00	✓	✓	✓	✓	Not rated	3.00%
Credit Union Australia	eSaver	Nil	1.00	✓	✓	✓	✓	Not rated	4.60%
ECU Australia	Smart Saver S10	Nil	10.00	✓	✓	✓	✓	Not rated	3.45%
Greater Building Society	Cash Management Accou	Nil	1.00	✓	✓	✓	✓	BBB+	6.00%
Hunter United Credit Un	Cash Management Accou	5.00m	5000.00	✓	✓	✓	✓	Not rated	3.00%
nab	Investment Cash Manager	10.00m	10000.00	✓	✓	✓	✓	AA	3.00%
Newcastle Permanent	Money Management Acct	Nil	5000.00	✓	✓	✓	✓	BBB+	3.25%
Police CU NSW	Market Linked AC S15	Nil	5000.00	✓	✓	✓	✓	Not rated	3.80%
Police CU SA	iSavings	Nil	No min	✓	✓	✓	✓	Not rated	3.75%
Powerstate Credit Union	Cash Management S1	Nil	No min	✓	✓	✓	✓	Not rated	2.20%
Qantas Staff CU	At Call Deposits	Nil	No min	✓	✓	✓	✓	Not rated	2.75%
Qld Teachers CU	Cash Management Accou	Nil	5000.00	✓	✓	✓	✓	Not rated	2.70%
St George Bank	Power Saver Account	Nil	1.00	✓	✓	✓	✓	A+	4.75%
StGeorge Qld/Vic/Tas/WV	Power Saver Account	Nil	1.00	✓	✓	✓	✓	A+	4.75%
Victoria Teachers CU	Cash Management AC S	Nil	5000.00	✓	✓	✓	✓	Not rated	4.00%
★★★ "strong value"									
ABS Building Society	Cash Management S9	Nil	5000.00	✓	✓	✓	✓	Not rated	3.25%
Adelaide Bank	Cash Management Plus	6.00m	5000.00	✓	✓	✓	✓	BBB+	3.15%
BankSA	Power Saver Account	Nil	No min	✓	✓	✓	✓	A+	3.00%
BankSA	Incentive Saver Account	Nil	No min	✓	✓	✓	✓	A+	2.01%
BankSA	Investment Cash Account	6.00m	10000.00	✓	✓	✓	✓	A+	1.00%
BankWest	Gold Cash Management	Nil	5000.00	✓	✓	✓	✓	AA	2.75%

your guide to product excellence

deposit account star ratings



Cash Manager

Company	Product	Account Keeping Fees, (\$)	Min opening balance	Phone banking	Internet Facility	Direct Credit	BPay	Institution Standard and Poor Rating	Interest rate, % \$25,000
★★★ "strong value"									
Bendigo Bank	Money Extra CMA	Nil	2000.00	✓	✓	✓	✓	BBB+	3.10%
Bendigo Bank	Networth Cash Managem	Nil	5000.00	✓	✓	✓	✓	BBB+	2.45%
Capricornia CU	Cash Management Accou	7.50m	1.00	✓	✓	✓	✓	Not rated	2.45%
Commonwealth Securitie	Direct Invest AC CDIA	Nil	5000.00	✓	✓	✓	✓	AA	2.10%
Encompass Credit Union	Cash Management S6	Nil	No min	✓	✓	✓	✓	Not rated	2.50%
Family First CU	Cash Management AC	Nil	1.00	✓	✓	✓	✓	Not rated	2.50%
Gateway Credit Union	Everyday Savings Accoun	Nil	No min	✓	✓	✓	✓	Not rated	2.20%
Heritage Building Soc	Professional Investor	Nil	5000.00	✓	✓	✓	✓	BBB+	2.25%
Hume Building Society	Cash Management S8	Nil	5000.00	✓	✓	✓	✓	Not rated	3.00%
IMB Limited	Cash Management Ac S	Nil	5000.00	✓	✓	✓	✓	BBB	3.25%
Karpaty Credit Union	Cash Management Acc S	Nil	No min	✓	✓	✓	✓	Not rated	4.00%
Karpaty Credit Union	E Saver	Nil	No min	✓	✓	✓	✓	Not rated	4.25%
Macquarie Credit Union	Money Market Account S1	Nil	1.00	✓	✓	✓	✓	Not rated	4.00%
Maitland Mutual BS	Cash Management Accou	Nil	500.00	✓	✓	✓	✓	Not Rated	3.25%
Maritime Mining & Power	Cash Management Ac S5	Nil	No min	✓	✓	✓	✓	Not rated	2.95%
Qld Police Credit Union	Cash Management Accou	Nil	5000.00	✓	✓	✓	✓	Not rated	3.00%
Queenslanders CU	MoneyMaker Account S5	Nil	1.00	✓	✓	✓	✓	Not rated	2.75%
RTA Staff CU	Redi-Fund S7	Nil	5000.00	✓	✓	✓	✓	Not rated	3.75%
Savings & Loans Cred U	Cash Manager Account	Nil	No min	✓	✓	✓	✓	Not rated	2.00%
SERVICE ONE Members	Money Management	Nil	2000.00	✓	✓	✓	✓	Not rated	3.00%
St George Bank	Incentive Saver Account	Nil	1.00	✓	✓	✓	✓	A+	2.01%
St George Bank	Investment Cash Account	6.00m	10000.00	✓	✓	✓	✓	A+	1.00%
Suncorp	Cash Management Accou	5.00m	No min	✓	✓	✓	✓	A+	0.80%
TIO Banking	Everyday Online	Nil	500.00	✓	✓	✓	✓	Not rated	3.90%
★★ "average value"									
Adelaide Bank	24Hr Call Money Market	Nil	100000.00	✓	✓	✓	✓	BBB+	0.75%
Alliance One CreditUnion	Community Spirit Account	Nil	No min	✓	✓	x	✓	Not rated	3.25%
B & E	Pension Saver S8	Nil	10.00	✓	✓	✓	✓	Not rated	2.00%
BankWest	Instant Saver	3.00m	No min	✓	✓	✓	✓	AA	2.00%
Bendigo Bank	Classic Savings Account	Nil	500.00	✓	✓	✓	✓	BBB+	2.00%
Central West CU.	Cash Management Acc S	Nil	1.00	✓	✓	✓	✓	Not rated	3.00%
Gateway Credit Union	Christmas Club Account	Nil	No min	✓	✓	✓	✓	Not rated	2.25%
Holiday Coast CU	Percentage Plus AC S17	Nil	10000.00	✓	✓	✓	✓	Not rated	2.75%
HSBC	Cash Management Accou	10.00m	10000.00	✓	✓	✓	✓	AA	1.50%
HSBC	On-line Savings Account	Nil	2000.00	✓	✓	✓	✓	AA	2.25%
Illawarra CU NSW	Cash Management Accou	Nil	500.00	✓	✓	✓	✓	Not rated	2.25%
Macquarie Credit Union	Investment Account S10	Nil	500.00	✓	✓	✓	✓	Not rated	3.40%
Police & Nurses Cred So	Cash Management Ac S	5.00m	2000.00	✓	✓	✓	✓	Not rated	0.75%
Police & Nurses Cred So	FairSaver Account	2.95m	No min	✓	✓	✓	✓	Not rated	2.50%

your guide to product excellence

deposit account star ratings



Cash Manager

Company	Product	Account Keeping Fees, (\$)	Min opening balance	Phone banking	Internet Facility	Direct Credit	BPay	Institution Standard and Poor Rating	Interest rate, % \$25,000
★★ "average value"									
Police Credit	Investment - At Call S2	Nil	No min	✓	✓	✓	✓	Not rated	2.50%
Police CU NSW	Savings Plus S10	Nil	No min	✓	✓	✓	✓	Not rated	3.00%
Police CU SA	Cash Management Accou	Nil	No min	✓	✓	✓	✓	Not rated	2.00%
Qld Police Credit Union	Christmas Club Account	Nil	No min	✓	✓	✓	✓	Not rated	4.00%
StGeorge Qld/Vic/Tas/W	Investment Cash Account	6.00m	10000.00	✓	✓	✓	✓	A+	1.00%
Unicom Credit Union	Cash Management Accou	Nil	500.00	✓	✓	✓	✓	Not rated	2.25%
Warwick Credit Union	Cash Manager Plus	Nil	No min	✓	✓	✓	✓	Not rated	1.85%
★ "satisfactory value"									
ABS Building Society	Super Rate S8	Nil	50000.00	✓	✓	✓	✓	Not rated	0.10%
Defence Force CU	Cash Management Accou	Nil	1000.00	✓	✓	✓	✓	Not rated	2.75%
Defence Force CU	Flexi Term Account S30	Nil	3000.00	✓	✓	✓	✓	Not rated	2.75%
First Choice CreditUnion	Cash Management Accou	Nil	No min	✓	✓	✓	✓	Not rated	2.50%
Heritage Isle CU	Investment At Call S8	Nil	1000.00	✓	✓	✓	✓	Not rated	2.95%
La Trobe Country Credit	Cash Management Acct S	Nil	5000.00	✓	✓	✓	✓	Not rated	3.25%
Police Credit	Christmas Club Acct S4	Nil	No min	✓	✓	✓	✓	Not rated	2.00%
Railways Credit Union	Everyday Saver S1	Nil	No min	✓	✓	✓	✓	Not rated	2.50%
RTA Staff CU	Premium Savers Acct S8	Nil	10000.00	✓	✓	✓	✓	Not rated	2.75%
Sutherland Shire Council	Cash Management Acc S	Nil	5000.00	x	✓	✓	✓	Not rated	2.50%
United Community	Cash Management AC	Nil	5000.00	✓	✓	✓	✓	Not rated	2.00%
Wagga Mutual Credit Un	Cash Management S2	Nil	5000.00	✓	✓	✓	✓	Not rated	2.00%

deposit account star ratings



Junior Saver

Company	Product	Account Keeping Fees, (\$)	Free Transaction	Own ATM withdrawal fee, (\$)	Min opening deposit, (\$)	Branch withdrawal fee, (\$)	SP	Interest rate	
								\$500	\$5,000

★★★★★

"superior value"

ANZ	Progress Saver for Kids	Nil	✓	Nil	10.00	Nil	AA	3.41%	3.41%
BankWest	Kids' Bonus Saver	Nil	✓	N/A	No min	Nil	AA	8.00%	0.00%
Karpaty Credit Union	Club 18 S4	Nil	✓	N/A	No min	Nil	Not rated	5.00%	5.00%
mecu	mysaver	Nil	✓	1.00	No min	2.50	Not rated	3.75%	3.75%
nab	Smart Junior Saver	Nil	✓	N/A	No min	Nil	AA	3.35%	3.35%
Victoria Teachers CU	First Saver	Nil	✓	N/A	No min	Nil	Not rated	3.50%	4.40%

★★★★

"excellent value"

Commonwealth Bank	Youthsaver Account	Nil	✓	Nil	No min	Nil	AA	3.01%	3.01%
Gateway Credit Union	Dollaroo Jnr Savr	Nil	✓	N/A	No min	Nil	Not rated	2.45%	2.45%
Hume Building Society	Clancy Koala S2	Nil	✓	N/A	1.00	Nil	Not rated	3.00%	3.00%
Laiki Bank	Space Zone	Nil	✓	N/A	1.00	Nil	Not rated	3.00%	3.00%
Maitland Mutual BS	Young Endeavour Accoun	Nil	✓	N/A	No min	Nil	Not Rated	3.30%	3.30%

★★★

"strong value"

Alliance One CreditUnion	Young Achiever Account	Nil	✓	N/A	No min	Nil	Not rated	2.50%	2.50%
Australian Central CU	Future Saver Account	Nil	✓	N/A	No min	2.50	Not rated	3.05%	3.10%
BankWest	Children's Savings Acctn	Nil	✓	N/A	No min	Nil	AA	1.50%	2.50%
Fire Services CU	Sunny Squirrel Sav S11	Nil	✓	N/A	No min	Nil	Not rated	2.20%	2.20%
IMB Limited	Balance+ Account	Nil	✓	Nil	1.00	Nil	BBB	3.10%	3.25%
IMB Limited	Zoo Account	Nil	✓	N/A	1.00	Nil	BBB	3.10%	3.25%
Maroondah Credit Union	Super Saver Bug	Nil	✓	N/A	No min	Nil	Not rated	3.00%	3.00%
MyState Financial	Youth Account	Nil	✓	Nil	No min	2.50	Not rated	3.50%	3.50%
Orange Credit Union	Kid's Super Saver	Nil	✓	N/A	No min	1.00	Not rated	2.00%	2.00%
Police Credit	Little Coppers Club S3	Nil	✓	N/A	No min	Nil	Not rated	2.00%	2.00%
Savings & Loans Cred U	Treasure Chest	Nil	✓	N/A	No min	3.00	Not rated	2.00%	2.00%

★★

"average value"

Australian Defence CU	Children's Savings Club	Nil	✓	Nil	No min	Nil	Not rated	1.50%	2.00%
La Trobe Country Credit	Young Savers Account	Nil	✓	N/A	No min	1.75	Not rated	2.50%	2.50%
New England CU NSW	Youth Account	Nil	✓	1.00	No min	2.00	Not rated	1.00%	1.00%
NSW Teachers CU	Under 18 Account S99	Nil	✓	Nil	No min	Nil	Not rated	1.75%	1.75%
Qld Police Credit Union	Junior Savers	Nil	✓	Nil	No min	Nil	Not rated	2.00%	2.00%

★

"satisfactory value"

Bendigo Bank	Piggy Bank Account	Nil	✓	N/A	1.00	Nil	BBB+	0.25%	0.25%
Community CPS Australi	Junior Savers Club S12	Nil	✓	1.00	No min	2.50	Not rated	2.00%	2.00%
Community CPS Australi	BU Savings Account	Nil	✓	1.00	No min	2.50	Not rated	2.00%	2.00%

your guide to product excellence

deposit account star ratings



Junior Saver

Company	Product	Account Keeping Fees, (\$)	Free Transaction	Own ATM withdrawal fee, (\$)	Min opening deposit, (\$)	Branch withdrawal fee, (\$)	SP	Interest rate	
								\$500	\$5,000

★ "satisfactory value"

Community First CU	Pocket Power	Nil	✓	N/A	No min	Nil	Not rated	0.50%	2.00%
FCCS Credit Union	Junior Saver AC	\$50	✓	N/A	1.00	Nil	Not rated	1.00%	1.00%
Greater Building Society	Little Bucks	Nil	✓	0.50	1.00	1.00	BBB+	0.25%	0.50%
Horizon Credit Union	Teen Saver	\$18	✓	1.50	No min	1.50	Not rated	0.50%	0.50%
Illawarra CU NSW	JuniorSaver	Nil	✓	N/A	1.00	Nil	Not rated	0.25%	2.00%
Orana Credit Union	Super Saver Bug Account	Nil	✓	N/A	No min	Nil	Not rated	1.00%	1.00%
Unicom Credit Union	JuniorSaver	Nil	✓	N/A	1.00	Nil	Not rated	0.25%	2.00%
University Credit Soc	Super Savers	\$7	✓	N/A	No min	5.00	Not rated	1.00%	3.00%
Victoria Teachers CU	First Access	Nil	✓	Nil	No min	Nil	Not rated	0.75%	0.75%

✦ "rising star"

CairnsPenny Savings&Lo	Under 16 Saver Account	Nil	✓	N/A	No min	Nil	Not rated	6.00%	1.00%
Suncorp	Kids Savings Account	Nil	✓	N/A	No min	Nil	A+	5.00%	5.00%

your guide to product excellence



Methodology – *deposit account star ratings*

What is the CANSTAR CANNEX *deposit star ratings*?

CANSTAR CANNEX *deposit star ratings* is a sophisticated rating methodology, unique to CANSTAR CANNEX, that compares deposit products in Australia. CANSTAR CANNEX star-rated products represent a short list of financial products. This short list narrows the search for consumers to products that have been independently assessed and ranked. All star-rated deposit accounts rated from one to five achieved a grade suitable for consumers to consider with qualities ranging from “Superior” to “Satisfactory”. The CANSTAR CANNEX *deposit star ratings* is a transparent analysis comparing all types of deposit accounts for an array of characteristics such as:

- Interest Rates
- Fees
- Free transactions
- Accessibility
- Rebates
- Features

The results are reflected in a consumer-friendly 5-star concept. The *star ratings* from the CANSTAR CANNEX *deposit star ratings* are described as follows:

- | | |
|------------------------|------------------------|
| ★★★★★ Superior Product | ★★ Average Product |
| ★★★★ Excellent Product | ★ Satisfactory Product |
| ★★★ Strong Product | ☆ Rising Star |

Only the top 75% of the deposit accounts examined actually receive a star rating between 1 and 5. Rising Stars are those products that would be rated 3-star or higher but have not been in the market for over six months. Rising Star products will be formally rated in the next rating period once more historical data is available.

What types of products are evaluated for CANSTAR CANNEX deposit account star ratings?

The following account types are assessed in the ratings:


- Personal transaction accounts
- Savings and investment accounts
- High yield accounts
- Childrens' accounts



CANSTAR CANNEX *star ratings methodology*

How are the CANSTAR CANNEX deposit account star ratings structured?

CANSTAR CANNEX recognises that deposit account users have different needs in terms of saving and transacting. Hence the CANSTAR CANNEX *deposit account star ratings methodology* has been designed to reflect a range of transacting and savings styles. Specifically the ratings consist of the following sub-sections:



The star ratings methodology differs for each customer segment in terms of the relative importance placed on the fees and features of the products assessed.

How does it work?

How are the 'stars' calculated?

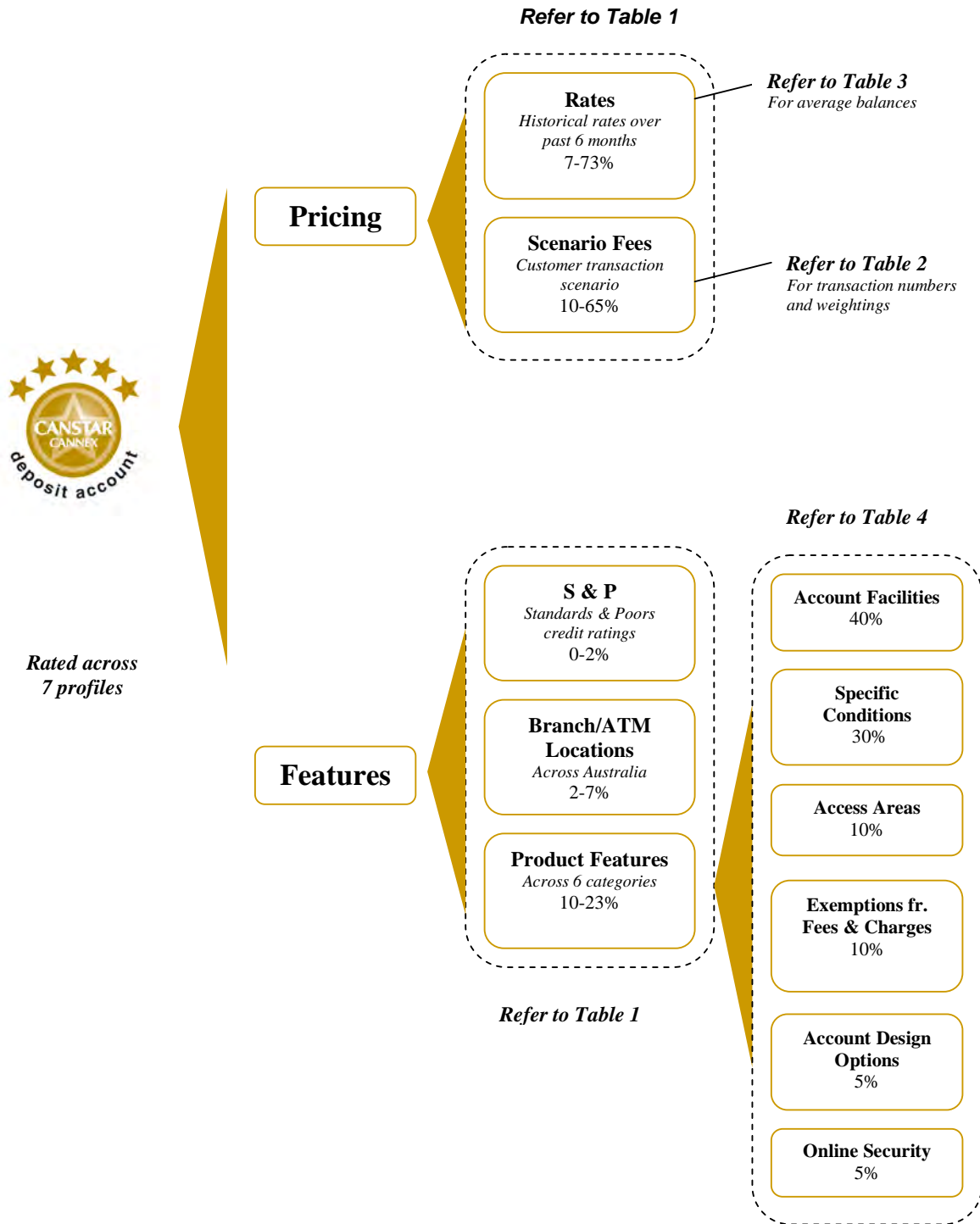
Each deposit account reviewed for the **CANSTAR CANNEX *deposit account star ratings*** is awarded points for its comparative Pricing and for the array of positive Features attached to the account. These features include accessibility, conditions attached to interest payments and S&P rating of the institution offering the product. Points are aggregated to achieve a Pricing score (P) and the Features score (F)

To arrive at the total score CANSTAR CANNEX applies a weight (w) against the P and F. This weight will vary for each customer profile and will reflect the relative importance of either costs or features in determining the best deposit account. This method can be summarised as:



CANSTAR CANNEX star ratings methodology

TOTAL SCORE (T) = PRICING (P) + FEATURES SCORE (F)



Total Score

The Pricing (P) plus Features (F) point scores are indexed and then totaled to provide the Total Index Points. Stars are awarded according to the Total Index Points.



CANSTAR CANNEX *star ratings methodology*

Weightings

The factors described above are weighted differently for each customer profile. This is done in recognition of the relative importance of the different product components to each type of customer. The process considers each profile separately and assigns weights representative of that account type (see Table 1 below).

TABLE 1

CANSTAR CANNEX <i>deposit account star ratings WEIGHTINGS</i>						
	PRICING (P)		FEATURES (F)			TOTAL (P+F)
	Rates	Scenarios	S&P	Product features	Access	
Full Service – High/Low Transactor	7%	63%	0%	23%	7%	100%
Electronic Transactor	7%	63%	0%	23%	7%	100%
Bonus Saver***	73%	10%	2%	13%	2%	100%
Cash Manager****	65%	15%	2%	13%	5%	100%
Online saver*****	68%	15%	2%	13%	2%	100%
Junior saver	68%	15%	2%	10%	5%	100%
*Cost calculations consider current fees and historical interest rates associated with the accounts **Features calculations consider features/parameters, flexibility, terms and condition ***Deposit products required to pay bonus interest to qualify for this profile ****Deposit products required to pay a minimum of 1% on a \$100,000 balance in order to be rated in this profile ***** Deposit products required to pay a minimum of 2% on a \$25,000 balance in order to be rated in this profile						

CANSTAR CANNEX accounts for both current and historical interest rates in the calculation of the PRICING (P) component of each product’s overall score. Current fees are also used in the calculation of P. P comprises of:

- 1) **Current pricing** – applying current fees to scenarios for each of the various transacting and saving profiles
- 2) **Historical Performance** – compares the products’ interest rate histories over the past 6 months. Interest rate tiers are taken into account.

The scenario analysis is conducted using CANSTAR CANNEX’ unique transaction calculator, which incorporates essential transaction fees and charges, rebates and free transactions. The calculator interlinks the transaction behaviour of 500 hypothetical depositors with the pricing structure of the deposit accounts. The products with the lowest cost receive the highest score in the scenario analysis.



CANSTAR CANNEX *star ratings methodology*

The following table describes the number of transactions and channels used in the scenarios.

TABLE 2

CANSTAR CANNEX deposit account star ratings scenario description						
	Full Service – High/(Low) Transactor	Electronic Transactor	Cash Manager	Bonus Saver	Online saver	Junior saver
Average no. of transactions	35/(10)	25	10	3	5	5
ATM withdrawal own network	10%	25%	N/A	N/A	N/A	N/A
ATM withdrawal other network	5%	10%	N/A	N/A	N/A	N/A
Branch cash withdrawal	15%	N/A	30%	N/A	N/A	100%
Branch cash deposit	N/A	N/A	N/A	33.3%	N/A	N/A
Cheque deposit	10%	N/A	N/A	N/A	N/A	N/A
Cheque withdrawal	20%	N/A	N/A	N/A	N/A	N/A
Direct Credit	N/A	N/A	N/A	33.3%	N/A	N/A
Direct Debit	5%	10%	20%	N/A	N/A	N/A
EFTPOS transaction	30%	40%	N/A	N/A	N/A	N/A
Internet transaction	N/A	10%	30%	33.3%	100%	N/A
Telephone BPAY	5%	5%	20%	N/A	N/A	N/A

The scenario analysis is conducted using CANSTAR CANNEX' unique transaction calculator, which incorporates essential transaction fees and charges, rebates and free transactions. The calculator interlinks the transaction behaviour of 500 hypothetical depositors with the pricing structure of the deposit accounts. The products with the lowest cost receive the highest score in the scenario analysis.

CANSTAR CANNEX' methodology accounts for the tiered interest rate structure of deposit accounts. The tiers for historical rate calculations were applied in the following manner:

TABLE 3

CANSTAR CANNEX deposit account star ratings interest rate tiers			
	Tier 1, \$	Tier 2, \$	Tier 3, \$
Full Service – High/Low Transactor	1,000	2,000	5,000
Electronic –Transactor	1,000	2,000	5,000
Featured Savings	25,000	100,000	250,000
Bonus Saver	2,000	10,000	25,000
Online Saver	5,000	25,000	100,000
Junior Saver	500	1,000	2,000

Features (F)

FEATURES (F) consist of the following sections:

- 1) **Branch location** – takes into account the geographical presence of the institution
- 2) **Product features** – takes into account over 100 product features with weights given to each relevant area. Examples include minimum opening deposit, minimum withdrawal, ATM facilities,



CANSTAR CANNEX *star ratings methodology*

TABLE 4

Category Description	Weights %
Account Facilities	40
Specific Conditions	30
Access Areas	10
Exemptions From Fees & Charges	10
Account Design Options	5
Online Security	5
Total	100

3) **S & P rating** – takes into account S&P rating of the institution offering the product

The branch location score is designed to reflect geographical coverage. Generally the larger institutions, such as major banks will get a higher score.

Each of the product features is allocated points that are awarded for positive deposit account traits such as no fees or greater flexibility. As features are relatively static, they are not measured over time.

Credit ratings of the institution may play a relatively important role especially for larger depositors. The S&P rating is an independent assessment of the institution’s credit rating. For further information on these ratings visit <http://www.standardandpoors.com.au>

How often are all the products reviewed for rating purposes?

All ratings are fully recalculated every six months based on the latest features offered by each provider. CANSTAR CANNEX also monitors changes on an ongoing basis. The results are published in a variety of mediums (newspapers, magazines, television, websites etc)

Does CANSTAR CANNEX rate other product areas?

YES. CANSTAR CANNEX also the suite of banking and insurance products listed below. These star ratings use similar methodologies. This guarantees the quality, consistency and transparency of all our star ratings. The use of similar star ratings logos also builds consumer recognition of quality products across all categories.

Please access the CANSTAR CANNEX website <http://www.canstarcannex.com.au> if you would like to view the latest CANSTAR CANNEX star ratings reports of interest.

- Business banking
- Car insurance
- Credit cards
- Deposit accounts
- Health Insurance
- Home & Contents
- Life Insurance
- Low-doc home loans
- Margin lending
- Mortgages
- Package banking
- Personal loans
- Reward programs

DISCLAIMER

To the extent that any CANSTAR CANNEX data, ratings or commentary constitutes general advice, this advice has been prepared by CANSTAR CANNEX (Aust) Pty Ltd ABN 21 053 646 165 AFSL 312804 and does not take into account your individual investment objectives, financial circumstances or needs. Information provided does not constitute financial, taxation or other professional advice and should not be relied upon as such. CANSTAR CANNEX recommends that, before you make any financial decision, you seek professional advice from a suitably qualified adviser. A Product Disclosure Statement relating to the product should also be obtained and considered before making any decision about whether to acquire the product. CANSTAR CANNEX acknowledges that past performance is not a reliable indicator of future performance. Please refer to CANSTAR CANNEX’s FSG for more information at www.canstarcannex.com.au